



# Standard Eurobarometer 95 Spring 2021

Annex

Public opinion in the European Union

Fieldwork  
June-July 2021

Survey requested and co-ordinated by the European Commission,  
Directorate-General for Communication





























This document does not represent the point of view of the European Commission.  
The interpretations and opinions contained in it are solely those of the authors.

Standard Eurobarometer 95 – Wave EB95.3 – Kantar Public































## QA1a.1 How would you judge the current situation in each of the following?

## The situation in (OUR COUNTRY) in general (%)

		Very good		Rather good		Rather bad		Very bad		Don't know	Total 'Good'		Total 'Bad'	
		Sp.2021	Diff. Sp.2021 - Win.20/21	Sp.2021	Diff. Sp.2021 - Win.20/21	Sp.2021	Diff. Sp.2021 - Win.20/21	Sp.2021	Diff. Sp.2021 - Win.20/21	Sp.2021	Sp.2021	Diff. Sp.2021 - Win.20/21	Sp.2021	Diff. Sp.2021 - Win.20/21
EU27		4	0	42	9	41	-4	11	-6	2	46	9	52	-10
EURO AREA		3	0	43	10	42	-4	11	-6	1	46	10	53	-10
NON-EURO AREA		7	2	41	7	39	-3	11	-6	2	48	9	50	-9
BE		3	-3	74	9	20	-7	3	1	0	77	6	23	-6
BG		1	-1	18	0	52	3	23	-2	6	19	-1	75	1
CZ		4	1	51	23	35	-15	10	-9	0	55	24	45	-24
DK		27	11	65	3	6	-15	1	0	1	92	14	7	-15
DE		5	1	68	13	22	-13	3	-2	2	73	14	25	-15
EE		5	2	71	10	22	-10	2	-2	0	76	12	24	-12
IE		5	1	60	15	29	-17	6	1	0	65	16	35	-16
EL		1	-1	18	-2	57	8	23	-6	1	19	-3	80	2
ES		0	0	18	7	62	6	19	-13	1	18	7	81	-7
FR		2	1	38	10	47	-6	11	-6	2	40	11	58	-12
HR		2	0	21	3	56	0	19	-4	2	23	3	75	-4
IT		2	1	22	15	57	-1	18	-16	1	24	16	75	-17
CY		2	0	31	1	48	3	18	-4	1	33	1	66	-1
LV		1	0	40	7	47	-7	11	-1	1	41	7	58	-8
LT		2	-1	58	1	33	-1	7	1	0	60	0	40	0
LU		23	5	68	-4	7	-3	1	1	1	91	1	8	-2
HU		5	0	45	8	40	-5	9	-3	1	50	8	49	-8
MT		5	-1	53	-1	27	-4	10	7	5	58	-2	37	3
NL		15	1	68	-1	15	0	2	0	0	83	0	17	0
AT		9	3	60	20	25	-16	5	-7	1	69	23	30	-23
PL		5	2	41	6	40	-2	10	-7	4	46	8	50	-9
PT		0	0	18	-21	73	18	8	2	1	18	-21	81	20
RO		7	2	27	6	48	-2	16	-6	2	34	8	64	-8
SI		3	-1	48	4	37	-3	11	-1	1	51	3	48	-4
SK		1	0	32	14	46	-6	21	-8	0	33	14	67	-14
FI		10	2	74	-2	14	0	2	0	0	84	0	16	0
SE		9	-5	62	-3	23	5	6	3	0	71	-8	29	8





























## QA1a.2 How would you judge the current situation in each of the following?

## The situation of the (NATIONALITY) economy (%)

		Very good		Rather good		Rather bad		Very bad		Don't know	Total 'Good'		Total 'Bad'	
		Sp.2021	Diff. Sp.2021 - Win.20/21	Sp.2021	Diff. Sp.2021 - Win.20/21	Sp.2021	Diff. Sp.2021 - Win.20/21	Sp.2021	Diff. Sp.2021 - Win.20/21		Sp.2021	Diff. Sp.2021 - Win.20/21	Sp.2021	Diff. Sp.2021 - Win.20/21
		EU27		5	2	35	9	43	-3		15	-8	2	40
EURO AREA		4	1	35	10	44	-3	15	-9	2	39	11	59	-12
NON-EURO AREA		9	3	35	5	39	-2	14	-6	3	44	8	53	-8
BE		3	1	63	15	32	-14	2	-2	0	66	16	34	-16
BG		1	0	11	2	45	-3	35	1	8	12	2	80	-2
CZ		2	1	33	4	45	-9	18	2	2	35	5	63	-7
DK		22	10	62	3	11	-14	1	-3	4	84	13	12	-17
DE		7	3	62	14	25	-13	4	-4	2	69	17	29	-17
EE		4	3	65	6	29	-8	2	-1	0	69	9	31	-9
IE		6	4	52	12	36	-16	6	0	0	58	16	42	-16
EL		1	0	8	-1	50	4	41	-3	0	9	-1	91	1
ES		0	0	12	4	59	11	29	-14	0	12	4	88	-3
FR		1	0	29	13	50	-6	14	-9	6	30	13	64	-15
HR		2	1	14	2	54	-1	29	-3	1	16	3	83	-4
IT		4	2	12	7	57	8	26	-18	1	16	9	83	-10
CY		2	1	29	7	47	-1	21	-7	1	31	8	68	-8
LV		1	0	24	5	55	-6	18	-1	2	25	5	73	-7
LT		3	1	52	4	37	-5	8	0	0	55	5	45	-5
LU		24	7	65	-4	8	-5	0	-1	3	89	3	8	-6
HU		6	0	38	8	45	-3	10	-5	1	44	8	55	-8
MT		6	-2	60	9	23	-8	4	0	7	66	7	27	-8
NL		21	10	66	7	12	-15	1	-2	0	87	17	13	-17
AT		6	1	43	25	39	-15	11	-12	1	49	26	50	-27
PL		11	3	33	7	41	0	10	-12	5	44	10	51	-12
PT		0	0	11	1	75	1	13	-3	1	11	1	88	-2
RO		8	3	26	5	43	2	21	-8	2	34	8	64	-6
SI		3	1	47	7	40	-6	9	-3	1	50	8	49	-9
SK		1	0	24	8	51	-1	22	-8	2	25	8	73	-9
FI		3	2	56	5	34	-7	6	-1	1	59	7	40	-8
SE		13	2	65	-5	20	4	2	0	0	78	-3	22	4





























## QA1a.3 How would you judge the current situation in each of the following?

## The situation of the European economy (%)

		Very good		Rather good		Rather bad		Very bad		Don't know	Total 'Good'		Total 'Bad'			
		Sp.2021	Diff. Sp.2021 - Win.20/21	Sp.2021	Diff. Sp.2021 - Win.20/21	Sp.2021	Diff. Sp.2021 - Win.20/21	Sp.2021	Diff. Sp.2021 - Win.20/21		Sp.2021	Diff. Sp.2021 - Win.20/21	Sp.2021	Diff. Sp.2021 - Win.20/21	Sp.2021	Diff. Sp.2021 - Win.20/21
EU27		4	2	40	10	38	-10	7	-5	11	44	12	45	-15		
EURO AREA		3	2	38	12	41	-10	7	-7	11	41	14	48	-17		
NON-EURO AREA		7	2	49	7	28	-8	5	-2	11	56	9	33	-10		
BE		3	1	62	11	32	-12	3	0	0	65	12	35	-12		
BG		7	2	38	7	19	-11	6	1	30	45	9	25	-10		
CZ		3	1	47	2	36	-12	8	3	6	50	3	44	-9		
DK		5	3	57	7	27	-16	2	-3	9	62	10	29	-19		
DE		2	1	43	13	39	-14	5	-4	11	45	14	44	-18		
EE		4	3	72	13	22	-15	2	-1	0	76	16	24	-16		
IE		5	1	63	20	31	-20	1	-1	0	68	21	32	-21		
EL		8	5	39	7	37	-12	8	-4	8	47	12	45	-16		
ES		1	0	29	9	49	-4	6	-10	15	30	9	55	-14		
FR		2	1	28	9	38	-11	9	-7	23	30	10	47	-18		
HR		3	0	48	3	32	-6	8	-2	9	51	3	40	-8		
IT		3	1	26	13	53	-3	12	-11	6	29	14	65	-14		
CY		4	1	44	10	28	-10	10	-1	14	48	11	38	-11		
LV		6	3	53	3	31	-15	2	1	8	59	6	33	-14		
LT		6	1	74	8	18	-8	2	-1	0	80	9	20	-9		
LU		3	0	55	7	32	-14	3	0	7	58	7	35	-14		
HU		7	0	53	13	31	-12	3	-2	6	60	13	34	-14		
MT		3	1	61	20	19	-22	1	-1	16	64	21	20	-23		
NL		4	2	65	11	26	-10	2	-1	3	69	13	28	-11		
AT		7	3	34	15	39	-9	14	-11	6	41	18	53	-20		
PL		8	3	49	11	26	-9	5	-6	12	57	14	31	-15		
PT		4	3	45	5	40	-16	3	0	8	49	8	43	-16		
RO		9	2	46	1	24	-4	6	0	15	55	3	30	-4		
SI		3	0	66	4	24	-9	4	2	3	69	4	28	-7		
SK		4	2	41	7	37	-5	10	-7	8	45	9	47	-12		
FI		2	1	54	14	41	-10	3	-5	0	56	15	44	-15		
SE		2	0	63	11	32	-9	3	0	0	65	11	35	-9		





























## QA1a.4 How would you judge the current situation in each of the following?

## Your personal job situation (%)

		Very good		Rather good		Rather bad		Very bad		Don't know	Total 'Good'		Total 'Bad'	
		Sp.2021	Diff. Sp.2021 - Win.20/21	Sp.2021	Diff. Sp.2021 - Win.20/21	Sp.2021	Diff. Sp.2021 - Win.20/21	Sp.2021	Diff. Sp.2021 - Win.20/21	Sp.2021	Sp.2021	Diff. Sp.2021 - Win.20/21	Sp.2021	Diff. Sp.2021 - Win.20/21
EU27		16	1	48	5	15	-3	5	-4	16	64	6	20	-7
EURO AREA		15	0	48	6	15	-3	5	-4	17	63	6	20	-7
NON-EURO AREA		18	3	47	2	17	-2	4	-4	14	65	5	21	-6
BE		25	3	62	0	11	-3	2	0	0	87	3	13	-3
BG		7	2	42	2	26	-2	9	-3	16	49	4	35	-5
CZ		24	-2	52	-7	7	-3	3	-1	14	76	-9	10	-4
DK		51	2	31	-3	8	-2	4	-2	6	82	-1	12	-4
DE		23	-1	48	6	8	-3	4	-2	17	71	5	12	-5
EE		19	2	59	1	16	-3	6	0	0	78	3	22	-3
IE		35	5	46	1	13	-5	6	-1	0	81	6	19	-6
EL		4	0	38	-2	24	-8	8	-6	26	42	-2	32	-14
ES		11	3	52	7	19	-2	6	-6	12	63	10	25	-8
FR		10	0	46	3	12	-1	6	-1	26	56	3	18	-2
HR		11	5	50	3	24	-9	7	-2	8	61	8	31	-11
IT		6	3	46	12	24	-6	8	-7	16	52	15	32	-13
CY		9	2	40	1	18	0	7	-4	26	49	3	25	-4
LV		12	-1	57	1	17	-6	6	-2	8	69	0	23	-8
LT		11	2	62	2	23	0	4	-4	0	73	4	27	-4
LU		29	0	50	-9	7	-3	2	0	12	79	-9	9	-3
HU		9	3	46	7	22	-7	7	-4	16	55	10	29	-11
MT		18	1	48	4	10	-3	3	-1	21	66	5	13	-4
NL		36	-3	44	12	7	2	3	0	10	80	9	10	2
AT		22	3	46	2	14	-5	6	-1	12	68	5	20	-6
PL		12	3	54	4	16	-3	3	-5	15	66	7	19	-8
PT		1	-4	56	-8	23	-3	3	-2	17	57	-12	26	-5
RO		9	3	41	1	22	1	4	-5	24	50	4	26	-4
SI		18	-2	51	0	14	-6	8	-1	9	69	-2	22	-7
SK		11	1	44	9	20	-2	5	-10	20	55	10	25	-12
FI		46	2	37	-1	10	-1	7	0	0	83	1	17	-1
SE		49	-1	36	1	11	1	4	1	0	85	0	15	2





























## QA1a.5 How would you judge the current situation in each of the following?

## The financial situation of your household (%)

		Very good		Rather good		Rather bad		Very bad		Don't know	Total 'Good'		Total 'Bad'		
		Sp.2021	Diff. Sp.2021 - Win.20/21	Sp.2021	Diff. Sp.2021 - Win.20/21	Sp.2021	Diff. Sp.2021 - Win.20/21	Sp.2021	Diff. Sp.2021 - Win.20/21		Sp.2021	Sp.2021	Diff. Sp.2021 - Win.20/21	Sp.2021	Diff. Sp.2021 - Win.20/21
EU27		13	1	61	5	20	-3	4	-2	2	74	6	24	-5	
EURO AREA		13	1	62	4	19	-3	4	-2	2	75	5	23	-5	
NON-EURO AREA		15	2	55	4	23	-3	4	-3	3	70	6	27	-6	
BE		23	3	64	-1	12	-1	1	-1	0	87	2	13	-2	
BG		3	1	43	2	37	-3	11	0	6	46	3	48	-3	
CZ		16	-6	68	4	13	1	2	0	1	84	-2	15	1	
DK		42	0	48	1	8	-1	1	-1	1	90	1	9	-2	
DE		20	1	64	1	11	-2	3	0	2	84	2	14	-2	
EE		10	-1	70	3	17	-2	3	0	0	80	2	20	-2	
IE		29	2	53	-3	15	1	3	0	0	82	-1	18	1	
EL		4	0	49	7	37	-3	9	-5	1	53	7	46	-8	
ES		7	3	66	8	22	-6	3	-3	2	73	11	25	-9	
FR		7	0	66	3	19	-1	5	-1	3	73	3	24	-2	
HR		11	5	57	6	24	-11	6	-1	2	68	11	30	-12	
IT		5	1	60	12	26	-8	6	-6	3	65	13	32	-14	
CY		9	3	62	5	23	-4	5	-4	1	71	8	28	-8	
LV		8	1	66	5	22	-5	4	-1	0	74	6	26	-6	
LT		8	2	64	0	25	0	3	-2	0	72	2	28	-2	
LU		26	2	59	-3	10	-3	2	1	3	85	-1	12	-2	
HU		7	3	52	5	34	-5	5	-3	2	59	8	39	-8	
MT		7	0	78	9	9	-6	1	-1	5	85	9	10	-7	
NL		42	-2	51	2	6	1	1	0	0	93	0	7	1	
AT		16	2	53	-2	20	0	5	0	6	69	0	25	0	
PL		10	3	61	8	22	-4	3	-5	4	71	11	25	-9	
PT		1	-2	56	-11	37	9	4	2	2	57	-13	41	11	
RO		9	2	48	1	33	-3	8	0	2	57	3	41	-3	
SI		8	-1	64	4	24	-2	3	-2	1	72	3	27	-4	
SK		7	1	55	7	30	-1	6	-8	2	62	8	36	-9	
FI		22	2	61	-1	14	0	3	-1	0	83	1	17	-1	
SE		42	2	47	-2	10	1	1	-1	0	89	0	11	0	





























## QA1a.6 How would you judge the current situation in each of the following?

## The employment situation in (OUR COUNTRY) (%)

		Very good		Rather good		Rather bad		Very bad		Don't know	Total 'Good'		Total 'Bad'		
		Sp.2021	Diff. Sp.2021 - Win.20/21	Sp.2021	Diff. Sp.2021 - Win.20/21	Sp.2021	Diff. Sp.2021 - Win.20/21	Sp.2021	Diff. Sp.2021 - Win.20/21		Sp.2021	Sp.2021	Diff. Sp.2021 - Win.20/21	Sp.2021	Diff. Sp.2021 - Win.20/21
EU27		5	2	32	8	41	-4	18	-7	4	37	10	59	-11	
EURO AREA		4	2	29	7	43	-3	20	-7	4	33	9	63	-10	
NON-EURO AREA		9	4	40	7	34	-6	11	-6	6	49	11	45	-12	
BE		6	4	60	13	32	-15	2	-2	0	66	17	34	-17	
BG		1	0	14	5	46	-6	26	-3	13	15	5	72	-9	
CZ		19	3	52	-4	22	-3	4	1	3	71	-1	26	-2	
DK		28	21	60	-2	8	-21	1	-1	3	88	19	9	-22	
DE		5	2	51	10	31	-11	5	-3	8	56	12	36	-14	
EE		4	3	53	15	40	-15	3	-3	0	57	18	43	-18	
IE		11	5	51	20	33	-19	5	-6	0	62	25	38	-25	
EL		1	0	5	-2	41	-1	52	2	1	6	-2	93	1	
ES		1	1	7	2	50	10	42	-12	0	8	3	92	-2	
FR		1	0	21	7	59	-1	13	-9	6	22	7	72	-10	
HR		1	0	22	9	53	1	22	-10	2	23	9	75	-9	
IT		2	1	12	6	47	6	38	-13	1	14	7	85	-7	
CY		2	1	30	11	48	-4	16	-10	4	32	12	64	-14	
LV		1	1	27	8	60	-5	10	-6	2	28	9	70	-11	
LT		4	1	44	12	46	-7	6	-6	0	48	13	52	-13	
LU		9	2	62	5	22	-11	4	1	3	71	7	26	-10	
HU		7	2	37	9	43	-6	10	-5	3	44	11	53	-11	
MT		6	-1	59	11	25	-5	2	-1	8	65	10	27	-6	
NL		19	12	68	9	11	-19	1	-1	1	87	21	12	-20	
AT		6	2	33	15	46	-6	12	-13	3	39	17	58	-19	
PL		8	3	45	14	32	-9	7	-8	8	53	17	39	-17	
PT		0	-1	9	-3	72	2	18	1	1	9	-4	90	3	
RO		7	5	27	6	38	-3	22	-9	6	34	11	60	-12	
SI		3	1	38	9	43	-11	13	-2	3	41	10	56	-13	
SK		2	1	27	7	49	-3	19	-7	3	29	8	68	-10	
FI		2	1	50	11	43	-10	5	-2	0	52	12	48	-12	
SE		5	2	51	0	37	-4	7	2	0	56	2	44	-2	

**QA1a.7** How would you judge the current situation in each of the following?





























**The provision of public services in (OUR COUNTRY) (%)**

		Very good		Rather good		Rather bad		Very bad		Don't know	Total 'Good'		Total 'Bad'		
		Sp.2021	Diff. Sp.2021 - Win.20/21	Sp.2021	Diff. Sp.2021 - Win.20/21	Sp.2021	Diff. Sp.2021 - Win.20/21	Sp.2021	Diff. Sp.2021 - Win.20/21		Sp.2021	Sp.2021	Diff. Sp.2021 - Win.20/21	Sp.2021	Diff. Sp.2021 - Win.20/21
EU27		8	2	45	5	34	-4	9	-4	4	53	7	43	-8	
EURO AREA		8	2	46	6	34	-4	9	-4	3	54	8	43	-8	
NON-EURO AREA		9	2	43	5	33	-4	10	-4	5	52	7	43	-8	
BE		9	1	59	0	28	-2	4	1	0	68	1	32	-1	
BG		4	1	24	-2	34	-2	17	3	21	28	-1	51	1	
CZ		13	7	57	12	24	-13	3	-9	3	70	19	27	-22	
DK		23	8	54	-8	18	-2	3	0	2	77	0	21	-2	
DE		10	3	54	6	27	-8	4	-1	5	64	9	31	-9	
EE		11	2	66	-2	21	1	2	-1	0	77	0	23	0	
IE		7	3	41	-8	41	3	11	2	0	48	-5	52	5	
EL		2	0	23	2	52	4	21	-7	2	25	2	73	-3	
ES		5	2	44	9	37	-3	12	-6	2	49	11	49	-9	
FR		4	0	48	2	34	1	9	-3	5	52	2	43	-2	
HR		2	-2	35	8	44	-6	17	-1	2	37	6	61	-7	
IT		3	2	34	13	45	-7	16	-8	2	37	15	61	-15	
CY		3	1	39	7	36	-6	15	-1	7	42	8	51	-7	
LV		4	2	49	17	38	-10	7	-11	2	53	19	45	-21	
LT		4	0	55	10	36	-5	5	-5	0	59	10	41	-10	
LU		30	0	57	-5	9	1	2	2	2	87	-5	11	3	
HU		11	2	51	1	29	-2	5	-3	4	62	3	34	-5	
MT		9	1	60	-4	24	7	2	0	5	69	-3	26	7	
NL		33	2	56	1	9	-3	2	0	0	89	3	11	-3	
AT		21	6	52	3	19	-6	4	-4	4	73	9	23	-10	
PL		8	3	40	9	34	-6	12	-8	6	48	12	46	-14	
PT		1	0	31	-3	54	-1	9	-1	5	32	-3	63	-2	
RO		6	2	35	4	41	-5	14	0	4	41	6	55	-5	
SI		6	1	53	7	33	-6	7	-3	1	59	8	40	-9	
SK		2	1	41	17	43	-4	11	-14	3	43	18	54	-18	
FI		16	1	65	-1	17	0	2	0	0	81	0	19	0	
SE		13	-3	60	1	24	3	3	0	0	73	-2	27	3	































**QA2a.1** What are your expectations for the next twelve months: will the next twelve months be better, worse or the same, when it comes to...?

**Your life in general (%)**

		Better		Worse		Same		Don't know
		Sp.2021	Diff. Sp.2021 - Win.20/21	Sp.2021	Diff. Sp.2021 - Win.20/21	Sp.2021	Diff. Sp.2021 - Win.20/21	
EU27		32	0	11	-4	55	4	2
EURO AREA		33	0	9	-5	56	5	2
NON-EURO AREA		30	2	15	-4	53	2	2
BE		36	-9	11	-5	53	14	0
BG		24	-2	10	-4	56	6	10
CZ		30	-1	12	-9	58	10	0
DK		36	-12	4	-2	59	13	1
DE		28	-5	8	-5	63	10	1
EE		37	-1	12	0	51	1	0
IE		49	-7	8	-3	43	10	0
EL		26	-4	13	-7	60	10	1
ES		38	5	5	-5	55	0	2
FR		41	7	8	-3	47	-3	4
HR		34	3	12	-2	53	-2	1
IT		30	2	14	-7	55	6	1
CY		28	2	12	-4	58	4	2
LV		33	1	12	-6	53	3	2
LT		37	1	19	-2	44	1	0
LU		41	2	8	-13	50	10	1
HU		23	4	11	-5	64	0	2
MT		30	0	8	-1	54	1	8
NL		33	-12	3	-4	64	16	0
AT		24	1	14	-3	59	3	3
PL		24	6	19	-5	55	-1	2
PT		26	-11	9	-10	61	17	4
RO		34	6	23	-2	40	-5	3
SI		24	-1	16	-10	59	10	1
SK		24	-4	20	-10	54	13	2
FI		35	-1	7	0	58	1	0
SE		49	-10	5	-1	46	11	0





























**QA2a.2** What are your expectations for the next twelve months: will the next twelve months be better, worse or the same, when it comes to...?

**The situation in (OUR COUNTRY) in general (%)**

		Better		Worse		Same		Don't know
		Sp.2021	Diff. Sp.2021 - Win.20/21	Sp.2021	Diff. Sp.2021 - Win.20/21	Sp.2021	Diff. Sp.2021 - Win.20/21	
EU27		<b>35</b>	3	<b>25</b>	-11	<b>37</b>	8	<b>3</b>
EURO AREA		<b>37</b>	3	<b>24</b>	-10	<b>36</b>	7	<b>3</b>
NON-EURO AREA		<b>30</b>	4	<b>27</b>	-13	<b>39</b>	8	<b>4</b>
BE		<b>34</b>	-4	<b>28</b>	-10	<b>38</b>	14	<b>0</b>
BG		<b>25</b>	0	<b>22</b>	-7	<b>41</b>	5	<b>12</b>
CZ		<b>24</b>	3	<b>37</b>	-26	<b>36</b>	20	<b>3</b>
DK		<b>48</b>	-12	<b>10</b>	-9	<b>41</b>	20	<b>1</b>
DE		<b>33</b>	-3	<b>24</b>	-9	<b>40</b>	12	<b>3</b>
EE		<b>33</b>	-2	<b>28</b>	-9	<b>39</b>	11	<b>0</b>
IE		<b>48</b>	-6	<b>25</b>	0	<b>27</b>	6	<b>0</b>
EL		<b>23</b>	0	<b>35</b>	-15	<b>41</b>	14	<b>1</b>
ES		<b>41</b>	4	<b>16</b>	-13	<b>39</b>	7	<b>4</b>
FR		<b>35</b>	3	<b>26</b>	-6	<b>34</b>	3	<b>5</b>
HR		<b>29</b>	8	<b>24</b>	-12	<b>46</b>	3	<b>1</b>
IT		<b>44</b>	10	<b>26</b>	-10	<b>28</b>	1	<b>2</b>
CY		<b>24</b>	-1	<b>30</b>	-8	<b>44</b>	10	<b>2</b>
LV		<b>26</b>	-2	<b>32</b>	-10	<b>39</b>	9	<b>3</b>
LT		<b>34</b>	2	<b>37</b>	-4	<b>29</b>	2	<b>0</b>
LU		<b>38</b>	2	<b>21</b>	-19	<b>40</b>	16	<b>1</b>
HU		<b>24</b>	3	<b>22</b>	-11	<b>52</b>	7	<b>2</b>
MT		<b>34</b>	-4	<b>27</b>	9	<b>29</b>	-3	<b>10</b>
NL		<b>41</b>	-11	<b>18</b>	-9	<b>40</b>	20	<b>1</b>
AT		<b>40</b>	11	<b>14</b>	-14	<b>43</b>	4	<b>3</b>
PL		<b>28</b>	11	<b>29</b>	-18	<b>39</b>	7	<b>4</b>
PT		<b>31</b>	0	<b>24</b>	-22	<b>40</b>	17	<b>5</b>
RO		<b>30</b>	5	<b>32</b>	-8	<b>33</b>	3	<b>5</b>
SI		<b>20</b>	-2	<b>38</b>	-17	<b>41</b>	18	<b>1</b>
SK		<b>22</b>	1	<b>38</b>	-9	<b>38</b>	7	<b>2</b>
FI		<b>41</b>	6	<b>22</b>	-14	<b>37</b>	8	<b>0</b>
SE		<b>43</b>	-11	<b>24</b>	3	<b>33</b>	8	<b>0</b>





























**QA2a.3** What are your expectations for the next twelve months: will the next twelve months be better, worse or the same, when it comes to...?

**The economic situation in (OUR COUNTRY) (%)**

		Better		Worse		Same		Don't know
		Sp.2021	Diff. Sp.2021 - Win.20/21	Sp.2021	Diff. Sp.2021 - Win.20/21	Sp.2021	Diff. Sp.2021 - Win.20/21	
EU27		<b>35</b>	6	<b>29</b>	-13	<b>33</b>	7	<b>3</b>
EURO AREA		<b>37</b>	6	<b>28</b>	-13	<b>32</b>	7	<b>3</b>
NON-EURO AREA		<b>28</b>	6	<b>31</b>	-15	<b>37</b>	8	<b>4</b>
BE		<b>37</b>	3	<b>34</b>	-16	<b>29</b>	13	<b>0</b>
BG		<b>23</b>	1	<b>24</b>	-11	<b>43</b>	11	<b>10</b>
CZ		<b>18</b>	3	<b>50</b>	-23	<b>30</b>	18	<b>2</b>
DK		<b>44</b>	-1	<b>15</b>	-15	<b>39</b>	14	<b>2</b>
DE		<b>37</b>	2	<b>27</b>	-13	<b>33</b>	10	<b>3</b>
EE		<b>37</b>	7	<b>29</b>	-15	<b>34</b>	8	<b>0</b>
IE		<b>44</b>	0	<b>34</b>	-3	<b>22</b>	3	<b>0</b>
EL		<b>22</b>	3	<b>42</b>	-16	<b>35</b>	12	<b>1</b>
ES		<b>41</b>	8	<b>20</b>	-13	<b>36</b>	4	<b>3</b>
FR		<b>33</b>	7	<b>30</b>	-10	<b>31</b>	2	<b>6</b>
HR		<b>26</b>	5	<b>30</b>	-9	<b>43</b>	4	<b>1</b>
IT		<b>43</b>	10	<b>28</b>	-11	<b>27</b>	2	<b>2</b>
CY		<b>26</b>	3	<b>33</b>	-11	<b>38</b>	8	<b>3</b>
LV		<b>21</b>	-4	<b>39</b>	-13	<b>36</b>	13	<b>4</b>
LT		<b>32</b>	2	<b>41</b>	-7	<b>27</b>	5	<b>0</b>
LU		<b>37</b>	9	<b>24</b>	-25	<b>36</b>	13	<b>3</b>
HU		<b>28</b>	7	<b>21</b>	-17	<b>49</b>	10	<b>2</b>
MT		<b>35</b>	-5	<b>26</b>	5	<b>29</b>	2	<b>10</b>
NL		<b>44</b>	4	<b>22</b>	-21	<b>34</b>	18	<b>0</b>
AT		<b>50</b>	20	<b>16</b>	-20	<b>31</b>	1	<b>3</b>
PL		<b>26</b>	11	<b>32</b>	-19	<b>37</b>	6	<b>5</b>
PT		<b>31</b>	8	<b>25</b>	-34	<b>39</b>	21	<b>5</b>
RO		<b>29</b>	8	<b>33</b>	-15	<b>32</b>	7	<b>6</b>
SI		<b>21</b>	-3	<b>40</b>	-17	<b>38</b>	19	<b>1</b>
SK		<b>22</b>	2	<b>41</b>	-10	<b>35</b>	7	<b>2</b>
FI		<b>33</b>	7	<b>31</b>	-16	<b>36</b>	9	<b>0</b>
SE		<b>40</b>	-4	<b>23</b>	-3	<b>37</b>	7	<b>0</b>





























**QA2a.4** What are your expectations for the next twelve months: will the next twelve months be better, worse or the same, when it comes to...?

**The financial situation of your household (%)**

		Better		Worse		Same		Don't know
		Sp.2021	Diff. Sp.2021 - Win.20/21	Sp.2021	Diff. Sp.2021 - Win.20/21	Sp.2021	Diff. Sp.2021 - Win.20/21	
EU27		25	4	13	-4	60	1	2
EURO AREA		24	2	12	-3	62	2	2
NON-EURO AREA		25	5	18	-5	54	-1	3
BE		19	-1	14	-4	67	5	0
BG		21	0	12	-6	54	6	13
CZ		20	-2	15	-1	64	2	1
DK		25	-1	5	-1	69	1	1
DE		17	-1	10	1	71	0	2
EE		32	3	12	0	56	-3	0
IE		30	-3	12	0	58	3	0
EL		21	2	19	-6	59	3	1
ES		31	4	6	-6	61	2	2
FR		29	5	12	-1	55	-1	4
HR		31	5	12	-6	56	0	1
IT		27	3	16	-7	55	5	2
CY		21	3	14	-4	63	1	2
LV		26	0	15	-6	56	3	3
LT		31	0	25	-1	44	1	0
LU		25	2	11	-9	62	5	2
HU		20	3	16	-9	63	6	1
MT		20	-1	8	0	64	1	8
NL		19	-1	8	2	73	0	0
AT		19	3	14	-4	64	3	3
PL		23	9	21	-8	54	0	2
PT		24	2	10	-10	62	4	4
RO		32	11	28	0	36	-13	4
SI		19	-2	21	-7	59	8	1
SK		20	-1	23	-8	55	8	2
FI		25	5	10	-2	65	-3	0
SE		34	1	8	0	58	-1	0





























**QA2a.5** What are your expectations for the next twelve months: will the next twelve months be better, worse or the same, when it comes to...?

**The employment situation in (OUR COUNTRY) (%)**

		Better		Worse		Same		Don't know
		Sp.2021	Diff. Sp.2021 - Win.20/21	Sp.2021	Diff. Sp.2021 - Win.20/21	Sp.2021	Diff. Sp.2021 - Win.20/21	
EU27		<b>34</b>	7	<b>25</b>	-17	<b>36</b>	8	<b>5</b>
EURO AREA		<b>36</b>	7	<b>25</b>	-16	<b>34</b>	7	<b>5</b>
NON-EURO AREA		<b>27</b>	6	<b>27</b>	-16	<b>40</b>	8	<b>6</b>
BE		<b>34</b>	4	<b>27</b>	-22	<b>39</b>	18	<b>0</b>
BG		<b>24</b>	0	<b>21</b>	-12	<b>40</b>	10	<b>15</b>
CZ		<b>16</b>	3	<b>29</b>	-37	<b>50</b>	29	<b>5</b>
DK		<b>48</b>	-2	<b>8</b>	-16	<b>42</b>	16	<b>2</b>
DE		<b>33</b>	4	<b>23</b>	-18	<b>37</b>	11	<b>7</b>
EE		<b>37</b>	10	<b>24</b>	-22	<b>39</b>	12	<b>0</b>
IE		<b>47</b>	2	<b>24</b>	-10	<b>29</b>	8	<b>0</b>
EL		<b>21</b>	3	<b>41</b>	-16	<b>36</b>	11	<b>2</b>
ES		<b>44</b>	10	<b>18</b>	-16	<b>34</b>	4	<b>4</b>
FR		<b>34</b>	9	<b>26</b>	-16	<b>32</b>	4	<b>8</b>
HR		<b>27</b>	7	<b>26</b>	-11	<b>44</b>	4	<b>3</b>
IT		<b>40</b>	9	<b>31</b>	-11	<b>27</b>	2	<b>2</b>
CY		<b>24</b>	4	<b>29</b>	-13	<b>43</b>	9	<b>4</b>
LV		<b>24</b>	0	<b>28</b>	-20	<b>44</b>	16	<b>4</b>
LT		<b>29</b>	-1	<b>33</b>	-10	<b>38</b>	11	<b>0</b>
LU		<b>30</b>	5	<b>29</b>	-23	<b>38</b>	15	<b>3</b>
HU		<b>26</b>	3	<b>19</b>	-15	<b>51</b>	11	<b>4</b>
MT		<b>35</b>	0	<b>24</b>	5	<b>28</b>	-5	<b>13</b>
NL		<b>42</b>	5	<b>15</b>	-23	<b>42</b>	19	<b>1</b>
AT		<b>41</b>	14	<b>18</b>	-19	<b>37</b>	4	<b>4</b>
PL		<b>25</b>	10	<b>27</b>	-17	<b>42</b>	6	<b>6</b>
PT		<b>29</b>	7	<b>26</b>	-32	<b>40</b>	20	<b>5</b>
RO		<b>26</b>	9	<b>39</b>	-10	<b>29</b>	1	<b>6</b>
SI		<b>21</b>	-3	<b>33</b>	-20	<b>43</b>	20	<b>3</b>
SK		<b>23</b>	4	<b>34</b>	-14	<b>39</b>	8	<b>4</b>
FI		<b>37</b>	10	<b>21</b>	-22	<b>42</b>	12	<b>0</b>
SE		<b>45</b>	1	<b>23</b>	-8	<b>32</b>	7	<b>0</b>





























**QA2a.6** What are your expectations for the next twelve months: will the next twelve months be better, worse or the same, when it comes to...?

**Your personal job situation (%)**





























		Better		Worse		Same		Don't know
		Sp.2021	Diff. Sp.2021 - Win.20/21	Sp.2021	Diff. Sp.2021 - Win.20/21	Sp.2021	Diff. Sp.2021 - Win.20/21	
EU27		<b>23</b>	3	<b>9</b>	-4	<b>58</b>	1	<b>10</b>
EURO AREA		<b>24</b>	3	<b>7</b>	-4	<b>59</b>	2	<b>10</b>
NON-EURO AREA		<b>22</b>	5	<b>14</b>	-5	<b>55</b>	-2	<b>9</b>
BE		<b>22</b>	3	<b>8</b>	-2	<b>70</b>	-1	<b>0</b>
BG		<b>19</b>	3	<b>7</b>	-2	<b>63</b>	0	<b>11</b>
CZ		<b>19</b>	2	<b>8</b>	-4	<b>60</b>	-11	<b>13</b>
DK		<b>22</b>	5	<b>3</b>	-2	<b>72</b>	-6	<b>3</b>
DE		<b>17</b>	-2	<b>5</b>	-1	<b>65</b>	3	<b>13</b>
EE		<b>29</b>	2	<b>9</b>	-1	<b>62</b>	-1	<b>0</b>
IE		<b>31</b>	2	<b>6</b>	-2	<b>63</b>	0	<b>0</b>
EL		<b>16</b>	-3	<b>11</b>	-7	<b>62</b>	3	<b>11</b>
ES		<b>30</b>	4	<b>4</b>	-5	<b>62</b>	2	<b>4</b>
FR		<b>29</b>	6	<b>5</b>	-2	<b>47</b>	-4	<b>19</b>
HR		<b>29</b>	4	<b>14</b>	-4	<b>54</b>	-1	<b>3</b>
IT		<b>26</b>	2	<b>14</b>	-5	<b>51</b>	5	<b>9</b>
CY		<b>20</b>	4	<b>12</b>	-2	<b>55</b>	2	<b>13</b>
LV		<b>23</b>	1	<b>10</b>	-7	<b>62</b>	1	<b>5</b>
LT		<b>29</b>	1	<b>19</b>	-1	<b>52</b>	0	<b>0</b>
LU		<b>24</b>	1	<b>8</b>	-4	<b>58</b>	-7	<b>10</b>
HU		<b>17</b>	4	<b>12</b>	-8	<b>62</b>	2	<b>9</b>
MT		<b>19</b>	-1	<b>6</b>	0	<b>49</b>	-2	<b>26</b>
NL		<b>17</b>	-2	<b>5</b>	1	<b>68</b>	8	<b>10</b>
AT		<b>19</b>	2	<b>10</b>	-5	<b>62</b>	2	<b>9</b>
PL		<b>20</b>	6	<b>16</b>	-7	<b>60</b>	3	<b>4</b>
PT		<b>22</b>	0	<b>6</b>	-7	<b>63</b>	-2	<b>9</b>
RO		<b>27</b>	8	<b>26</b>	-3	<b>27</b>	-8	<b>20</b>
SI		<b>15</b>	-1	<b>12</b>	-6	<b>68</b>	2	<b>5</b>
SK		<b>19</b>	2	<b>18</b>	-7	<b>49</b>	5	<b>14</b>
FI		<b>15</b>	-1	<b>5</b>	-3	<b>80</b>	4	<b>0</b>
SE		<b>30</b>	3	<b>3</b>	-2	<b>67</b>	0	<b>0</b>

**QA2a.7** What are your expectations for the next twelve months: will the next twelve months be better, worse or the same, when it comes to...?

**The economic situation in the EU (%)**





























		Better		Worse		Same		Don't know
		Sp.2021	Diff. Sp.2021 - Win.20/21	Sp.2021	Diff. Sp.2021 - Win.20/21	Sp.2021	Diff. Sp.2021 - Win.20/21	
EU27		<b>30</b>	4	<b>23</b>	-13	<b>38</b>	7	<b>9</b>
EURO AREA		<b>31</b>	4	<b>23</b>	-13	<b>37</b>	7	<b>9</b>
NON-EURO AREA		<b>27</b>	6	<b>23</b>	-13	<b>40</b>	5	<b>10</b>
BE		<b>27</b>	0	<b>36</b>	-12	<b>37</b>	12	<b>0</b>
BG		<b>28</b>	1	<b>13</b>	-6	<b>34</b>	6	<b>25</b>
CZ		<b>16</b>	3	<b>35</b>	-24	<b>42</b>	14	<b>7</b>
DK		<b>29</b>	-3	<b>24</b>	-13	<b>41</b>	10	<b>6</b>
DE		<b>25</b>	1	<b>30</b>	-15	<b>37</b>	12	<b>8</b>
EE		<b>33</b>	5	<b>24</b>	-14	<b>43</b>	9	<b>0</b>
IE		<b>38</b>	-3	<b>27</b>	-4	<b>35</b>	7	<b>0</b>
EL		<b>20</b>	1	<b>21</b>	-16	<b>53</b>	11	<b>6</b>
ES		<b>44</b>	6	<b>8</b>	-14	<b>39</b>	7	<b>9</b>
FR		<b>26</b>	3	<b>24</b>	-9	<b>34</b>	2	<b>16</b>
HR		<b>35</b>	4	<b>19</b>	-5	<b>41</b>	0	<b>5</b>
IT		<b>41</b>	9	<b>21</b>	-10	<b>31</b>	3	<b>7</b>
CY		<b>25</b>	5	<b>21</b>	-8	<b>44</b>	5	<b>10</b>
LV		<b>29</b>	-2	<b>19</b>	-12	<b>44</b>	6	<b>8</b>
LT		<b>34</b>	2	<b>25</b>	-11	<b>41</b>	9	<b>0</b>
LU		<b>24</b>	3	<b>38</b>	-21	<b>30</b>	10	<b>8</b>
HU		<b>26</b>	4	<b>16</b>	-11	<b>51</b>	7	<b>7</b>
MT		<b>28</b>	0	<b>14</b>	-7	<b>39</b>	7	<b>19</b>
NL		<b>20</b>	-6	<b>31</b>	-15	<b>46</b>	22	<b>3</b>
AT		<b>34</b>	10	<b>21</b>	-17	<b>40</b>	7	<b>5</b>
PL		<b>26</b>	10	<b>21</b>	-15	<b>43</b>	5	<b>10</b>
PT		<b>34</b>	6	<b>15</b>	-27	<b>42</b>	12	<b>9</b>
RO		<b>33</b>	11	<b>28</b>	-8	<b>26</b>	-5	<b>13</b>
SI		<b>21</b>	-4	<b>28</b>	-13	<b>48</b>	14	<b>3</b>
SK		<b>21</b>	1	<b>30</b>	-10	<b>43</b>	7	<b>6</b>
FI		<b>23</b>	2	<b>30</b>	-17	<b>47</b>	15	<b>0</b>
SE		<b>30</b>	-2	<b>24</b>	-10	<b>46</b>	13	<b>0</b>

**QA3a** What do you think are the two most important issues facing (OUR COUNTRY) at the moment?  
(%)  
(MAX. 2 ANSWERS)





























		Crime		Economic situation		Rising prices/ inflation/ cost of living		Taxation		Unemployment		Terrorism	
		Sp.2021	Diff. Sp.2021 - Win.20/21	Sp.2021	Diff. Sp.2021 - Win.20/21	Sp.2021	Diff. Sp.2021 - Win.20/21	Sp.2021	Diff. Sp.2021 - Win.20/21	Sp.2021	Diff. Sp.2021 - Win.20/21	Sp.2021	Diff. Sp.2021 - Win.20/21
EU27		9	3	26	-7	23	7	6	1	21	-4	3	0
EURO AREA		9	3	26	-8	19	7	6	1	25	-3	3	0
NON-EURO AREA		10	3	24	-5	37	8	7	2	10	-4	3	1
BE		5	0	19	-14	21	8	13	3	9	-3	1	0
BG		8	2	35	2	44	11	3	1	19	-11	2	1
CZ		4	3	24	-11	43	24	4	3	4	-1	1	1
DK		8	4	20	-17	12	7	4	0	5	-8	3	0
DE		8	4	12	-11	24	10	3	0	5	-7	3	0
EE		1	0	23	-15	50	33	16	12	10	-16	0	0
IE		4	0	16	-9	26	9	4	2	7	-12	0	0
EL		11	7	53	-6	10	2	5	-2	38	1	1	0
ES		5	1	37	-3	15	9	7	3	50	-1	0	0
FR		21	7	17	-7	17	4	3	0	26	-5	10	1
HR		18	-2	34	-4	32	10	4	0	27	-10	1	0
IT		4	2	45	-2	11	5	10	3	38	4	2	-1
CY		13	3	47	-7	14	6	2	-1	28	-16	2	1
LV		2	0	34	-8	36	20	26	4	14	-8	1	1
LT		3	1	15	-9	53	22	14	0	15	-17	1	0
LU		10	4	5	-12	31	6	3	-2	9	-5	1	0
HU		5	2	21	-9	45	8	4	1	13	-7	2	1
MT		7	-3	36	12	23	-1	2	1	4	-4	0	0
NL		6	3	13	-24	18	10	5	1	3	-4	2	1
AT		8	2	19	-12	23	6	4	1	24	-12	4	1
PL		5	0	23	-6	47	7	10	2	8	-2	3	0
PT		2	-1	42	-10	17	0	12	-4	38	-2	0	0
RO		10	4	29	1	30	-1	6	1	10	-2	4	2
SI		8	0	30	-10	26	18	6	1	12	-8	1	1
SK		5	2	27	-12	47	17	5	2	14	-3	0	0
FI		5	2	29	-7	14	5	8	0	29	1	1	1
SE		41	11	8	-3	5	0	5	2	15	-2	1	-1



**QA3a** What do you think are the two most important issues facing (OUR COUNTRY) at the moment?  
(%)  
(MAX. 2 ANSWERS)

	Housing		Government debt		Immigration		Health		The education system	
	Sp.2021	Diff. Sp.2021 - Win.20/21	Sp.2021	Diff. Sp.2021 - Win.20/21	Sp.2021	Diff. Sp.2021 - Win.20/21	Sp.2021	Diff. Sp.2021 - Win.20/21	Sp.2021	Diff. Sp.2021 - Win.20/21
EU27 	9	3	13	0	10	3	28	-16	12	-1
EURO AREA	10	4	13	0	11	3	28	-16	12	0
NON-EURO AREA	6	2	14	1	7	1	31	-13	11	-2
BE 	5	0	29	2	16	7	19	-14	10	0
BG 	2	1	6	2	5	0	39	-8	8	-2
CZ 	16	9	44	7	4	2	17	-35	12	-10
DK 	5	2	12	-5	17	6	33	-14	10	1
DE 	19	7	16	-2	12	2	16	-15	22	0
EE 	3	2	8	1	8	3	30	-32	13	-1
IE 	59	24	12	-3	2	0	44	-10	2	-6
EL 	0	0	13	0	16	5	37	-5	7	-2
ES 	3	1	8	2	7	1	35	-18	6	1
FR 	6	2	13	2	13	4	21	-19	13	1
HR 	7	4	17	1	6	3	29	-2	4	1
IT 	3	1	12	3	12	6	38	-23	5	-2
CY 	4	1	5	2	23	7	30	1	12	-1
LV 	6	4	13	3	3	2	31	-18	16	-8
LT 	4	3	16	2	14	11	23	-17	23	3
LU 	64	13	3	-4	8	3	13	-18	13	3
HU 	6	2	11	2	8	1	41	-9	11	4
MT 	9	2	4	3	20	-2	41	-9	3	-1
NL 	40	22	3	-2	11	5	29	-25	15	1
AT 	7	3	12	-2	13	4	32	-11	14	4
PL 	4	0	13	0	4	0	32	-12	8	-2
PT 	2	-2	10	-4	2	2	52	20	2	-5
RO 	6	1	11	3	4	1	32	-11	16	1
SI 	11	4	18	-7	7	-1	47	-4	6	-3
SK 	5	2	17	11	2	-2	33	-26	13	-2
FI 	2	0	34	0	13	3	18	-13	7	-1
SE 	8	0	1	0	25	8	22	-13	20	1

**QA3a** What do you think are the two most important issues facing (OUR COUNTRY) at the moment?  
(%)  
(MAX. 2 ANSWERS)

		Pensions		The environment and climate change		Energy supply		Other (SPONTANEOUS)		None (SPONTANEOUS)		Don't know
		Sp.2021	Diff. Sp.2021 - Win.20/21	Sp.2021	Diff. Sp.2021 - Win.20/21	Sp.2021	Diff. Sp.2021 - Win.20/21	Sp.2021	Diff. Sp.2021 - Win.20/21	Sp.2021	Diff. Sp.2021 - Win.20/21	
EU27		11	4	18	5	4	2	1	0	0	0	0
EURO AREA		10	4	19	5	3	1	1	0	0	0	0
NON-EURO AREA		11	1	13	2	5	2	0	0	0	0	0
BE		8	-1	34	13	9	1	0	0	0	0	0
BG		14	3	4	0	2	0	1	0	0	0	0
CZ		13	6	8	3	0	0	0	0	0	0	0
DK		7	4	51	15	4	2	1	1	0	0	1
DE		15	8	34	7	4	1	1	-1	0	0	0
EE		12	5	16	6	8	1	0	0	0	0	0
IE		2	0	19	5	2	1	0	0	0	0	0
EL		4	0	2	1	0	0	1	1	0	0	0
ES		7	1	6	3	5	4	1	0	0	-1	0
FR		14	7	20	3	2	1	0	0	0	0	0
HR		9	-2	6	3	2	1	0	0	0	0	0
IT		8	2	6	3	2	1	0	0	0	0	0
CY		6	2	5	2	1	1	1	0	0	0	1
LV		10	4	2	0	1	1	0	0	0	0	1
LT		9	0	4	0	3	1	0	0	0	0	0
LU		6	1	25	7	3	1	0	0	0	0	0
HU		11	1	9	3	2	0	0	0	0	0	0
MT		3	-1	27	-1	2	-1	4	4	0	-1	0
NL		4	1	45	10	4	2	0	0	0	0	0
AT		8	3	22	10	6	3	1	1	0	0	0
PL		9	-1	10	2	6	2	0	0	0	0	1
PT		7	2	2	-2	0	0	2	2	0	0	0
RO		16	1	9	3	5	1	0	0	0	0	0
SI		9	2	9	3	2	1	0	0	0	0	1
SK		13	6	10	3	1	1	1	1	0	0	0
FI		5	1	29	7	3	1	0	0	0	0	0
SE		8	1	31	-5	9	0	0	0	0	0	0





























Spring 2021

Tables of results





























**QA4a** And personally, what are the two most important issues you are facing at the moment?

(%)

(MAX. 2 ANSWERS)

		Crime		The economic situation in (OUR COUNTRY)		Rising prices/ inflation/ cost of living		Taxation		Unemployment		Terrorism	
		Sp.2021	Diff. Sp.2021 - Win.20/21	Sp.2021	Diff. Sp.2021 - Win.20/21	Sp.2021	Diff. Sp.2021 - Win.20/21	Sp.2021	Diff. Sp.2021 - Win.20/21	Sp.2021	Diff. Sp.2021 - Win.20/21	Sp.2021	Diff. Sp.2021 - Win.20/21
EU27		5	1	10	-5	35	8	10	2	8	-3	1	0
EURO AREA		5	2	10	-5	34	10	11	3	9	-3	1	0
NON-EURO AREA		6	2	12	-3	41	4	7	1	6	-1	2	0
BE		5	1	6	-6	41	12	15	0	4	0	1	0
BG		3	1	14	-3	47	6	4	1	9	-3	0	-1
CZ		2	1	14	-8	56	16	5	2	2	0	0	0
DK		6	2	7	-15	18	8	5	0	4	-4	2	0
DE		3	1	6	-4	37	14	8	2	4	-2	1	0
EE		1	0	9	-11	54	26	13	5	5	-4	0	0
IE		3	1	14	-10	42	15	11	3	6	-4	0	0
EL		5	2	17	-9	32	10	15	1	14	-1	0	-1
ES		3	1	14	-3	37	12	12	5	19	-5	0	-1
FR		13	4	6	-6	35	7	7	2	8	-4	2	0
HR		3	0	18	0	44	14	5	1	8	-3	1	0
IT		4	2	15	-2	24	7	18	5	14	-1	1	0
CY		5	0	15	-3	27	3	3	1	13	-8	2	2
LV		0	-1	15	-8	50	17	17	2	6	-1	0	0
LT		1	0	7	-3	61	15	16	-1	8	-4	0	-1
LU		10	2	4	-4	35	6	11	0	5	-2	2	1
HU		2	1	11	-2	50	0	6	3	5	-4	1	0
MT		3	-4	7	-1	46	1	4	1	2	-3	1	0
NL		3	0	6	-9	32	16	7	2	2	-2	0	0
AT		4	0	8	-3	28	2	4	1	7	-3	3	0
PL		4	0	12	-2	47	1	9	1	5	-3	2	-1
PT		0	-1	10	-24	37	5	16	-7	16	5	0	0
RO		6	2	13	-3	34	-1	6	-1	7	1	4	2
SI		2	0	8	-7	27	8	6	1	5	-4	0	0
SK		1	0	10	-6	50	14	3	1	5	-2	1	1
FI		2	0	14	-5	16	5	8	-2	7	1	1	1
SE		24	8	6	-3	9	3	8	2	5	-1	1	1





























**QA4a** And personally, what are the two most important issues you are facing at the moment?  
(%)  
(MAX. 2 ANSWERS)

	Housing		The financial situation of your household		Immigration		Health		The education system	
	Sp.2021	Diff. Sp.2021 - Win.20/21	Sp.2021	Diff. Sp.2021 - Win.20/21	Sp.2021	Diff. Sp.2021 - Win.20/21	Sp.2021	Diff. Sp.2021 - Win.20/21	Sp.2021	Diff. Sp.2021 - Win.20/21
EU27 	7	2	13	0	3	1	25	-7	11	-1
EURO AREA	7	2	12	0	3	1	25	-8	11	-2
NON-EURO AREA	6	1	16	0	3	0	25	-7	9	0
BE 	6	3	12	1	5	0	23	-4	10	-3
BG 	3	1	19	-6	1	0	19	-5	7	-2
CZ 	11	2	10	0	2	1	28	-9	9	-5
DK 	8	1	9	-2	5	-1	32	-6	9	1
DE 	9	2	10	2	3	1	20	-9	17	-2
EE 	6	2	24	1	3	0	22	-19	9	-3
IE 	19	4	15	1	1	0	34	-6	5	-8
EL 	0	-1	25	-2	2	-1	23	0	11	0
ES 	4	-2	8	-3	2	0	21	-10	9	2
FR 	8	2	13	1	4	2	22	-5	8	-3
HR 	7	0	19	-4	1	0	27	-2	6	1
IT 	3	2	12	-1	5	3	33	-10	8	-4
CY 	8	5	22	-4	6	1	23	0	15	2
LV 	8	0	13	-1	1	0	28	-3	11	-8
LT 	8	3	16	1	1	0	28	-4	9	-3
LU 	26	4	7	-4	4	1	18	-9	12	0
HU 	7	3	23	1	3	0	21	-5	9	1
MT 	4	-2	10	-1	9	1	27	-5	8	1
NL 	11	0	10	2	2	-1	36	-14	16	-6
AT 	8	3	13	-3	4	-1	31	-3	15	4
PL 	4	0	15	0	2	0	23	-8	8	1
PT 	2	-4	10	-6	1	1	21	1	7	-1
RO 	6	2	18	3	3	0	25	-2	11	0
SI 	10	1	13	-8	2	-1	31	-4	9	-2
SK 	8	-1	22	3	1	1	25	-13	10	-1
FI 	7	0	32	6	5	0	50	-2	7	0
SE 	9	-1	17	2	12	2	37	-8	12	-2

## QA4a And personally, what are the two most important issues you are facing at the moment?

(%)





























(MAX. 2 ANSWERS)

		The environment and climate change		Pensions		Working conditions		Living conditions		Other (SPONTANEOUS)		None (SPONTANEOUS)		Don't know
		Sp.2021	Diff. Sp.2021 - Win.20/21	Sp.2021	Diff. Sp.2021 - Win.20/21	Sp.2021	Diff. Sp.2021 - Win.20/21	Sp.2021	Diff. Sp.2021 - Win.20/21	Sp.2021	Diff. Sp.2021 - Win.20/21	Sp.2021	Diff. Sp.2021 - Win.20/21	
EU27		14	2	12	2	10	-1	11	-4	0	0	3	0	0
EURO AREA		15	3	12	2	10	-1	10	-5	0	0	4	1	0
NON-EURO AREA		11	2	13	0	11	1	14	-1	0	0	1	0	1
BE		27	4	9	3	10	-3	8	-11	0	0	1	0	1
BG		4	1	21	5	12	2	17	1	0	-1	2	0	1
CZ		10	0	10	3	8	0	7	-10	0	0	1	-1	0
DK		26	1	10	1	10	1	8	-5	1	1	8	6	1
DE		22	3	13	4	7	-1	9	-8	1	0	5	0	1
EE		10	0	15	1	8	0	13	1	0	0	0	0	0
IE		23	3	9	2	8	1	6	-1	0	0	1	1	0
EL		3	1	14	-2	14	1	13	-3	0	0	3	2	0
ES		6	2	14	2	12	0	11	-3	0	-1	4	0	0
FR		16	2	11	2	10	-1	9	-5	0	0	6	0	1
HR		7	4	13	-5	14	0	17	0	0	0	1	1	0
IT		8	1	9	1	12	-2	14	-3	0	0	3	2	0
CY		5	2	7	-1	10	2	9	3	0	0	6	-4	0
LV		3	0	10	2	7	-3	9	-6	0	0	2	2	1
LT		6	1	9	1	9	-1	9	0	0	0	0	0	0
LU		21	1	6	2	9	0	12	-6	0	0	0	0	0
HU		7	2	15	0	14	2	13	-2	0	0	1	0	0
MT		27	2	9	3	9	1	8	-1	3	2	4	2	0
NL		29	2	13	1	8	2	9	2	0	0	1	-1	0
AT		15	6	10	2	11	-1	16	-6	1	0	5	1	0
PL		8	3	11	1	11	0	15	-1	0	0	2	2	1
PT		1	-7	17	4	15	4	15	4	1	1	8	8	0
RO		9	3	15	-3	12	2	17	1	0	0	0	0	0
SI		8	-1	15	1	14	1	22	-2	0	0	4	4	1
SK		11	4	13	1	13	0	8	-4	1	1	2	0	0
FI		22	2	11	0	5	-2	11	-1	0	0	0	0	0
SE		29	-5	14	3	5	0	9	0	0	0	0	0	0

## QA5 What do you think are the two most important issues facing the EU at the moment?

(%)





























(MAX. 2 ANSWERS)

		Crime		Economic situation		Rising prices/ inflation/ cost of living		Taxation		Unemployment		Terrorism	
		Sp.2021	Diff. Sp.2021 - Win.20/21	Sp.2021	Diff. Sp.2021 - Win.20/21	Sp.2021	Diff. Sp.2021 - Win.20/21	Sp.2021	Diff. Sp.2021 - Win.20/21	Sp.2021	Diff. Sp.2021 - Win.20/21	Sp.2021	Diff. Sp.2021 - Win.20/21
EU27		7	2	27	-8	12	3	3	0	12	-3	8	2
EURO AREA		7	2	29	-8	11	3	3	0	13	-4	7	1
NON-EURO AREA		9	3	23	-7	15	2	4	0	6	-3	11	3
BE		3	-2	26	-9	9	1	2	0	3	-2	4	0
BG		7	3	27	-4	15	4	2	0	6	-5	10	-1
CZ		8	6	23	-12	15	8	2	1	3	0	14	6
DK		7	4	24	-16	6	4	1	0	7	-1	10	1
DE		7	2	20	-10	16	8	3	1	7	-3	6	2
EE		4	2	21	-16	18	12	3	1	3	-6	9	4
IE		2	0	30	-10	20	12	4	1	7	-8	4	2
EL		8	3	27	-12	5	0	1	-1	14	-1	10	5
ES		3	1	36	0	9	2	4	1	22	-10	3	0
FR		14	3	25	-8	11	1	1	0	11	-3	16	3
HR		11	1	27	-4	17	6	4	2	11	-7	11	-3
IT		3	0	41	-5	11	6	6	1	25	0	4	2
CY		19	3	29	-6	6	2	1	0	17	-7	11	-1
LV		5	2	33	-13	19	10	6	2	9	-6	12	6
LT		5	2	25	-12	24	10	5	1	9	-8	10	0
LU		9	5	22	-13	12	6	4	2	14	-4	10	4
HU		6	1	23	-8	15	5	4	2	5	-5	18	5
MT		6	-2	27	-4	9	0	2	0	11	2	3	0
NL		6	4	22	-16	6	2	2	0	3	-2	6	3
AT		7	1	26	-11	12	-3	4	1	14	-8	6	1
PL		7	1	23	-6	18	0	6	0	5	-4	9	2
PT		3	1	29	-21	3	-5	2	-1	13	-7	6	2
RO		12	3	21	-6	15	-3	6	2	8	0	11	4
SI		8	3	28	-15	13	8	5	3	7	-1	7	0
SK		8	2	23	-11	22	8	2	1	7	0	12	4
FI		8	3	24	-9	9	2	1	0	6	0	10	2
SE		20	9	18	-7	4	1	1	0	9	-4	12	4

## QA5 What do you think are the two most important issues facing the EU at the moment?

(%)





























(MAX. 2 ANSWERS)

		EU's influence in the world		The state of Member States' public finances		Immigration		Pensions		The environment and climate change		Energy supply	
		Sp.2021	Diff. Sp.2021 - Win.20/21	Sp.2021	Diff. Sp.2021 - Win.20/21	Sp.2021	Diff. Sp.2021 - Win.20/21	Sp.2021	Diff. Sp.2021 - Win.20/21	Sp.2021	Diff. Sp.2021 - Win.20/21	Sp.2021	Diff. Sp.2021 - Win.20/21
EU27		11	2	22	1	25	7	4	1	25	5	5	2
EURO AREA		12	3	23	1	25	7	4	1	26	6	4	1
NON-EURO AREA		11	1	21	2	25	5	5	1	23	4	7	2
BE		21	7	22	-3	37	18	2	0	46	9	7	1
BG		13	5	13	2	31	3	3	0	11	2	6	2
CZ		14	1	28	4	42	10	3	2	21	4	3	1
DK		18	7	16	-3	31	6	2	2	50	7	5	3
DE		15	1	30	3	24	3	4	1	36	5	6	2
EE		21	4	26	2	37	15	1	0	30	10	10	3
IE		16	5	22	-6	15	4	1	0	45	11	5	2
EL		14	2	33	-2	32	8	0	-1	9	1	3	2
ES		6	2	22	7	26	9	4	-1	11	3	3	1
FR		12	4	15	0	26	8	6	3	28	4	4	1
HR		12	3	26	6	19	2	3	0	19	8	4	1
IT		4	2	18	-2	19	9	4	0	14	7	4	2
CY		5	3	11	-1	48	4	3	0	9	3	2	2
LV		13	-4	16	0	32	14	2	0	20	5	2	0
LT		21	4	12	-1	32	17	2	1	28	5	3	0
LU		15	5	17	-6	27	12	5	3	40	5	6	3
HU		13	2	26	2	33	3	4	1	20	5	5	1
MT		6	1	17	0	40	6	1	-1	21	4	2	0
NL		22	8	25	-1	38	11	0	0	49	11	5	1
AT		11	0	15	-3	23	10	6	1	34	17	7	4
PL		10	1	23	3	21	6	6	1	19	4	7	3
PT		11	3	27	-6	25	12	1	0	8	-15	3	2
RO		10	2	19	3	15	2	7	2	17	5	9	4
SI		14	3	20	-1	26	0	3	2	18	-2	4	1
SK		13	2	29	6	25	4	4	2	19	3	2	1
FI		20	1	45	0	24	4	1	1	38	9	3	0
SE		11	0	18	2	32	9	1	0	54	-1	11	1

Spring 2021

Tables of results





























**QA5** What do you think are the two most important issues facing the EU at the moment?  
(%)  
(MAX. 2 ANSWERS)

		Health		Other (SPONTANEOUS)		None (SPONTANEOUS)		Don't know
		Sp.2021	Diff. Sp.2021 - Win.20/21	Sp.2021	Diff. Sp.2021 - Win.20/21	Sp.2021	Diff. Sp.2021 - Win.20/21	Sp.2021
EU27		22	-16	0	-1	0	0	2
EURO AREA		22	-17	1	0	0	0	2
NON-EURO AREA		22	-16	0	0	0	0	3
BE		15	-21	0	0	0	0	0
BG		29	-14	1	0	1	1	5
CZ		14	-36	0	0	0	0	0
DK		12	-16	0	0	0	0	2
DE		11	-15	1	-1	0	0	2
EE		15	-31	0	0	0	0	0
IE		27	-12	0	0	0	0	0
EL		38	-4	0	0	0	0	2
ES		28	-14	0	-1	0	0	5
FR		16	-17	0	0	0	0	3
HR		30	-10	0	0	0	0	1
IT		37	-23	0	0	0	0	1
CY		25	-5	0	0	1	1	3
LV		14	-26	0	0	0	0	4
LT		20	-16	0	0	0	0	0
LU		13	-26	0	0	0	0	1
HU		17	-15	0	0	0	0	1
MT		39	-7	0	-1	0	0	5
NL		13	-20	0	0	0	0	0
AT		26	-14	1	1	1	0	1
PL		25	-16	0	0	0	0	3
PT		40	9	0	0	0	0	5
RO		29	-10	0	0	0	0	5
SI		34	-13	0	0	0	0	1
SK		24	-20	0	0	0	0	1
FI		8	-12	0	0	0	0	0
SE		8	-12	0	0	0	0	0































**QA6a.1** How much trust do you have in certain institutions? For each of the following institutions, do you tend to trust it or tend not to trust it?

**The media (%)**

		Tend to trust		Tend not to trust		Don't know
		Sp.2021	Diff. Sp.2021 - Sum.2020	Sp.2021	Diff. Sp.2021 - Sum.2020	
EU27		41	1	56	-1	3
EURO AREA		40	1	57	-1	3
NON-EURO AREA		43	1	53	-1	4
BE		47	1	53	0	0
BG		39	0	51	-1	10
CZ		49	-2	49	3	2
DK		57	-9	40	9	3
DE		46	-4	51	4	3
EE		52	0	48	0	0
IE		53	2	47	-2	0
EL		18	-3	81	3	1
ES		31	-2	66	1	3
FR		26	5	71	-5	3
HR		28	-9	68	7	4
IT		40	5	56	-4	4
CY		28	-10	70	10	2
LV		41	-1	58	3	1
LT		40	-3	60	5	0
LU		40	-7	56	3	4
HU		34	-1	65	3	1
MT		25	4	68	0	7
NL		59	3	40	-3	1
AT		49	-13	46	11	5
PL		42	3	53	-3	5
PT		62	0	36	-1	2
RO		44	7	52	-8	4
SI		37	4	62	-3	1
SK		36	-3	61	1	3
FI		75	4	25	-4	0
SE		53	-4	47	5	0





























**QA6a.2** How much trust do you have in certain institutions? For each of the following institutions, do you tend to trust it or tend not to trust it?

**Political parties (%)**

		Tend to trust		Tend not to trust		Don't know
		Sp.2021	Diff. Sp.2021 - Win.20/21	Sp.2021	Diff. Sp.2021 - Win.20/21	
EU27		21	0	76	1	3
EURO AREA		20	-1	77	2	3
NON-EURO AREA		23	3	73	-3	4
BE		18	0	82	0	0
BG		13	-1	76	1	11
CZ		15	4	83	-6	2
DK		41	-2	55	-2	4
DE		30	-7	66	8	4
EE		16	-2	84	2	0
IE		26	0	74	0	0
EL		11	-1	88	0	1
ES		8	1	90	0	2
FR		10	-2	86	3	4
HR		12	0	87	1	1
IT		20	4	77	-3	3
CY		13	4	84	-4	3
LV		10	3	89	-4	1
LT		16	1	84	-1	0
LU		31	0	62	-7	7
HU		26	2	72	0	2
MT		20	-5	69	8	11
NL		36	-16	63	19	1
AT		35	3	60	-5	5
PL		22	4	73	-3	5
PT		22	7	75	-10	3
RO		25	9	71	-9	4
SI		10	3	88	-5	2
SK		13	1	83	-1	4
FI		34	0	66	0	0
SE		32	-7	68	8	0





























**QA6a.3** How much trust do you have in certain institutions? For each of the following institutions, do you tend to trust it or tend not to trust it?

**Justice, the (NATIONALITY) legal system (%)**

		Tend to trust		Tend not to trust		Don't know
		Sp.2021	Diff. Sp.2021 - Win.20/21	Sp.2021	Diff. Sp.2021 - Win.20/21	
EU27		54	2	43	-1	3
EURO AREA		56	2	41	-2	3
NON-EURO AREA		47	2	49	-2	4
BE		54	-4	46	4	0
BG		22	-1	65	2	13
CZ		54	-5	42	1	4
DK		86	-4	12	2	2
DE		70	1	26	-1	4
EE		73	-3	27	3	0
IE		68	-3	32	3	0
EL		60	10	39	-10	1
ES		51	6	46	-5	3
FR		46	-4	50	4	4
HR		21	0	76	-1	3
IT		44	3	53	-1	3
CY		39	-1	56	0	5
LV		41	2	54	-7	5
LT		46	3	54	-3	0
LU		71	-7	23	1	6
HU		53	2	44	-2	3
MT		40	5	48	-2	12
NL		73	-12	26	11	1
AT		70	-2	25	0	5
PL		35	4	60	-4	5
PT		49	7	49	-9	2
RO		51	4	44	-5	5
SI		33	5	65	-7	2
SK		30	2	66	-3	4
FI		81	1	19	-1	0
SE		72	-6	28	6	0





























**QA6a.4** How much trust do you have in certain institutions? For each of the following institutions, do you tend to trust it or tend not to trust it?

**The police (%)**

		Tend to trust		Tend not to trust		Don't know
		Sp.2021	Diff. Sp.2021 - Win.20/21	Sp.2021	Diff. Sp.2021 - Win.20/21	
EU27		<b>71</b>	2	<b>26</b>	-2	<b>3</b>
EURO AREA		<b>74</b>	1	<b>23</b>	-2	<b>3</b>
NON-EURO AREA		<b>59</b>	2	<b>37</b>	-3	<b>4</b>
BE		<b>73</b>	-2	<b>27</b>	2	<b>0</b>
BG		<b>48</b>	-3	<b>41</b>	2	<b>11</b>
CZ		<b>75</b>	-2	<b>23</b>	0	<b>2</b>
DK		<b>91</b>	-1	<b>8</b>	0	<b>1</b>
DE		<b>78</b>	-2	<b>19</b>	1	<b>3</b>
EE		<b>87</b>	-2	<b>13</b>	2	<b>0</b>
IE		<b>74</b>	-4	<b>26</b>	4	<b>0</b>
EL		<b>68</b>	12	<b>30</b>	-14	<b>2</b>
ES		<b>79</b>	5	<b>19</b>	-4	<b>2</b>
FR		<b>73</b>	4	<b>23</b>	-5	<b>4</b>
HR		<b>55</b>	5	<b>42</b>	-4	<b>3</b>
IT		<b>68</b>	2	<b>28</b>	-2	<b>4</b>
CY		<b>55</b>	4	<b>43</b>	-3	<b>2</b>
LV		<b>61</b>	-1	<b>35</b>	-3	<b>4</b>
LT		<b>71</b>	0	<b>29</b>	0	<b>0</b>
LU		<b>80</b>	-4	<b>17</b>	1	<b>3</b>
HU		<b>67</b>	2	<b>32</b>	-1	<b>1</b>
MT		<b>60</b>	2	<b>32</b>	2	<b>8</b>
NL		<b>83</b>	-9	<b>17</b>	10	<b>0</b>
AT		<b>76</b>	2	<b>21</b>	-2	<b>3</b>
PL		<b>46</b>	6	<b>50</b>	-6	<b>4</b>
PT		<b>83</b>	4	<b>16</b>	-5	<b>1</b>
RO		<b>54</b>	-2	<b>41</b>	1	<b>5</b>
SI		<b>58</b>	7	<b>41</b>	-8	<b>1</b>
SK		<b>42</b>	-3	<b>55</b>	2	<b>3</b>
FI		<b>90</b>	-1	<b>10</b>	1	<b>0</b>
SE		<b>88</b>	0	<b>12</b>	0	<b>0</b>





























**QA6a.5** How much trust do you have in certain institutions? For each of the following institutions, do you tend to trust it or tend not to trust it?

**The army (%)**

		Tend to trust		Tend not to trust		Don't know
		Sp.2021	Diff. Sp.2021 - Win.20/21	Sp.2021	Diff. Sp.2021 - Win.20/21	
EU27		<b>73</b>	-1	<b>22</b>	1	<b>5</b>
EURO AREA		<b>75</b>	-1	<b>20</b>	1	<b>5</b>
NON-EURO AREA		<b>68</b>	1	<b>27</b>	0	<b>5</b>
BE		<b>75</b>	-13	<b>25</b>	13	<b>0</b>
BG		<b>46</b>	-6	<b>36</b>	6	<b>18</b>
CZ		<b>85</b>	-4	<b>13</b>	2	<b>2</b>
DK		<b>86</b>	-4	<b>10</b>	0	<b>4</b>
DE		<b>70</b>	-1	<b>21</b>	0	<b>9</b>
EE		<b>84</b>	-3	<b>16</b>	3	<b>0</b>
IE		<b>84</b>	-3	<b>16</b>	3	<b>0</b>
EL		<b>82</b>	2	<b>15</b>	-5	<b>3</b>
ES		<b>78</b>	4	<b>20</b>	0	<b>2</b>
FR		<b>83</b>	0	<b>11</b>	0	<b>6</b>
HR		<b>63</b>	2	<b>33</b>	-2	<b>4</b>
IT		<b>70</b>	2	<b>26</b>	-2	<b>4</b>
CY		<b>64</b>	1	<b>30</b>	-2	<b>6</b>
LV		<b>65</b>	-7	<b>28</b>	0	<b>7</b>
LT		<b>78</b>	0	<b>22</b>	0	<b>0</b>
LU		<b>77</b>	-3	<b>14</b>	-5	<b>9</b>
HU		<b>60</b>	1	<b>34</b>	1	<b>6</b>
MT		<b>67</b>	-4	<b>23</b>	7	<b>10</b>
NL		<b>82</b>	-8	<b>15</b>	8	<b>3</b>
AT		<b>70</b>	-1	<b>24</b>	0	<b>6</b>
PL		<b>64</b>	3	<b>31</b>	-1	<b>5</b>
PT		<b>80</b>	-7	<b>17</b>	4	<b>3</b>
RO		<b>66</b>	2	<b>30</b>	-2	<b>4</b>
SI		<b>65</b>	3	<b>32</b>	-6	<b>3</b>
SK		<b>55</b>	-10	<b>39</b>	6	<b>6</b>
FI		<b>93</b>	-3	<b>7</b>	3	<b>0</b>
SE		<b>83</b>	-2	<b>17</b>	3	<b>0</b>





























**QA6a.6** How much trust do you have in certain institutions? For each of the following institutions, do you tend to trust it or tend not to trust it?

**Public administration in (OUR COUNTRY) (%)**

		Tend to trust		Tend not to trust		Don't know
		Sp.2021	Diff. Sp.2021 - Win.20/21	Sp.2021	Diff. Sp.2021 - Win.20/21	
EU27		<b>52</b>	3	<b>44</b>	-2	<b>4</b>
EURO AREA		<b>53</b>	3	<b>43</b>	-2	<b>4</b>
NON-EURO AREA		<b>50</b>	5	<b>45</b>	-5	<b>5</b>
BE		<b>53</b>	2	<b>47</b>	-2	<b>0</b>
BG		<b>33</b>	-5	<b>53</b>	3	<b>14</b>
CZ		<b>56</b>	8	<b>40</b>	-12	<b>4</b>
DK		<b>75</b>	-2	<b>23</b>	0	<b>2</b>
DE		<b>67</b>	2	<b>28</b>	-3	<b>5</b>
EE		<b>63</b>	-2	<b>37</b>	2	<b>0</b>
IE		<b>61</b>	-2	<b>39</b>	2	<b>0</b>
EL		<b>33</b>	9	<b>65</b>	-11	<b>2</b>
ES		<b>47</b>	5	<b>47</b>	-4	<b>6</b>
FR		<b>59</b>	1	<b>36</b>	0	<b>5</b>
HR		<b>33</b>	4	<b>62</b>	-5	<b>5</b>
IT		<b>30</b>	3	<b>66</b>	-1	<b>4</b>
CY		<b>34</b>	4	<b>59</b>	-6	<b>7</b>
LV		<b>33</b>	6	<b>63</b>	-10	<b>4</b>
LT		<b>42</b>	2	<b>58</b>	-2	<b>0</b>
LU		<b>78</b>	-5	<b>20</b>	4	<b>2</b>
HU		<b>62</b>	2	<b>36</b>	-1	<b>2</b>
MT		<b>56</b>	-1	<b>35</b>	4	<b>9</b>
NL		<b>58</b>	-12	<b>40</b>	13	<b>2</b>
AT		<b>65</b>	-1	<b>29</b>	-1	<b>6</b>
PL		<b>46</b>	8	<b>48</b>	-7	<b>6</b>
PT		<b>51</b>	10	<b>45</b>	-14	<b>4</b>
RO		<b>41</b>	4	<b>53</b>	-5	<b>6</b>
SI		<b>41</b>	13	<b>57</b>	-15	<b>2</b>
SK		<b>47</b>	2	<b>49</b>	-3	<b>4</b>
FI		<b>68</b>	-3	<b>32</b>	3	<b>0</b>
SE		<b>65</b>	-5	<b>35</b>	5	<b>0</b>





























**QA6a.7** How much trust do you have in certain institutions? For each of the following institutions, do you tend to trust it or tend not to trust it?

**Regional or local public authorities (%)**

		Tend to trust		Tend not to trust		Don't know
		Sp.2021	Diff. Sp.2021 - Win.20/21	Sp.2021	Diff. Sp.2021 - Win.20/21	
EU27		57	2	39	-2	4
EURO AREA		57	1	39	-1	4
NON-EURO AREA		54	2	41	-3	5
BE		59	1	41	-1	0
BG		44	0	45	0	11
CZ		62	2	35	-5	3
DK		75	-1	24	0	1
DE		75	2	21	-3	4
EE		56	-3	44	3	0
IE		55	-4	45	4	0
EL		34	0	64	-2	2
ES		46	4	50	-3	4
FR		62	-2	31	3	7
HR		32	3	64	-4	4
IT		38	3	57	-1	5
CY		43	2	50	-5	7
LV		53	5	44	-8	3
LT		43	1	57	-1	0
LU		75	-1	22	-1	3
HU		63	0	35	1	2
MT		57	0	36	3	7
NL		57	-15	40	13	3
AT		69	-1	25	-2	6
PL		54	5	40	-5	6
PT		67	15	30	-18	3
RO		45	7	50	-8	5
SI		48	12	50	-14	2
SK		46	-1	49	0	5
FI		68	1	32	-1	0
SE		63	-6	37	6	0

**QA6a.8** How much trust do you have in certain institutions? For each of the following institutions, do you tend to trust it or tend not to trust it?





























**Health and medical staff in (OUR COUNTRY) (%)**

		Tend to trust		Tend not to trust		Don't know
		Sp.2021	Diff. Sp.2021 - Win.20/21	Sp.2021	Diff. Sp.2021 - Win.20/21	Sp.2021
EU27		<b>80</b>	0	<b>18</b>	0	<b>2</b>
EURO AREA		<b>83</b>	-1	<b>15</b>	1	<b>2</b>
NON-EURO AREA		<b>69</b>	2	<b>28</b>	-2	<b>3</b>
BE		<b>94</b>	-2	<b>6</b>	2	<b>0</b>
BG		<b>55</b>	-7	<b>34</b>	6	<b>11</b>
CZ		<b>88</b>	-4	<b>12</b>	4	<b>0</b>
DK		<b>94</b>	-2	<b>6</b>	2	<b>0</b>
DE		<b>86</b>	-2	<b>12</b>	1	<b>2</b>
EE		<b>87</b>	0	<b>13</b>	0	<b>0</b>
IE		<b>86</b>	-4	<b>14</b>	4	<b>0</b>
EL		<b>71</b>	-9	<b>27</b>	7	<b>2</b>
ES		<b>86</b>	-1	<b>13</b>	2	<b>1</b>
FR		<b>89</b>	0	<b>9</b>	0	<b>2</b>
HR		<b>66</b>	-3	<b>32</b>	3	<b>2</b>
IT		<b>68</b>	-2	<b>29</b>	2	<b>3</b>
CY		<b>72</b>	-3	<b>27</b>	4	<b>1</b>
LV		<b>68</b>	2	<b>31</b>	-3	<b>1</b>
LT		<b>64</b>	1	<b>36</b>	-1	<b>0</b>
LU		<b>87</b>	0	<b>12</b>	-1	<b>1</b>
HU		<b>62</b>	3	<b>37</b>	-1	<b>1</b>
MT		<b>89</b>	4	<b>5</b>	-1	<b>6</b>
NL		<b>95</b>	-2	<b>5</b>	2	<b>0</b>
AT		<b>79</b>	-1	<b>18</b>	0	<b>3</b>
PL		<b>65</b>	6	<b>31</b>	-5	<b>4</b>
PT		<b>96</b>	1	<b>4</b>	0	<b>0</b>
RO		<b>57</b>	4	<b>40</b>	-5	<b>3</b>
SI		<b>66</b>	-3	<b>33</b>	2	<b>1</b>
SK		<b>68</b>	-2	<b>30</b>	1	<b>2</b>
FI		<b>92</b>	-1	<b>8</b>	1	<b>0</b>
SE		<b>90</b>	-2	<b>10</b>	2	<b>0</b>































**QA6a.9** How much trust do you have in certain institutions? For each of the following institutions, do you tend to trust it or tend not to trust it?

**The (NATIONALITY) Government (%)**

		Tend to trust		Tend not to trust		Don't know
		Sp.2021	Diff. Sp.2021 - Win.20/21	Sp.2021	Diff. Sp.2021 - Win.20/21	
EU27		37	1	59	-1	4
EURO AREA		38	1	58	0	4
NON-EURO AREA		34	2	62	-2	4
BE		41	0	59	0	0
BG		22	-1	62	-4	16
CZ		28	9	71	-10	1
DK		64	-1	34	-1	2
DE		50	-4	45	3	5
EE		49	-4	51	4	0
IE		48	-1	52	1	0
EL		26	-2	71	0	3
ES		22	2	75	1	3
FR		26	-5	67	3	7
HR		22	0	77	2	1
IT		38	12	58	-7	4
CY		31	5	64	-5	5
LV		26	3	72	-5	2
LT		41	-3	59	3	0
LU		67	-5	29	2	4
HU		45	6	51	-5	4
MT		46	-3	42	3	12
NL		48	-20	51	20	1
AT		45	7	50	-7	5
PL		28	2	67	-3	5
PT		58	20	39	-23	3
RO		31	2	63	-4	6
SI		25	6	73	-8	2
SK		21	-3	76	2	3
FI		57	-6	43	6	0
SE		50	-12	50	13	0





























**QA6a.10** How much trust do you have in certain institutions? For each of the following institutions, do you tend to trust it or tend not to trust it?

**The (NATIONALITY) Parliament (%)**

		Tend to trust		Tend not to trust		Don't know
		Sp.2021	Diff. Sp.2021 - Win.20/21	Sp.2021	Diff. Sp.2021 - Win.20/21	
EU27		35	0	59	-1	6
EURO AREA		37	1	57	-1	6
NON-EURO AREA		31	1	64	-2	5
BE		45	1	55	-1	0
BG		15	0	70	-3	15
CZ		20	5	78	-7	2
DK		64	2	34	-4	2
DE		51	-4	42	3	7
EE		33	-10	67	10	0
IE		47	1	53	-1	0
EL		28	1	70	-3	2
ES		18	2	76	0	6
FR		27	-4	62	2	11
HR		22	0	75	1	3
IT		34	7	62	-4	4
CY		27	6	66	-8	7
LV		24	3	73	-6	3
LT		23	-4	77	4	0
LU		62	-6	32	1	6
HU		42	4	54	-3	4
MT		42	-4	44	5	14
NL		52	-16	47	17	1
AT		50	6	42	-8	8
PL		26	4	68	-4	6
PT		45	5	51	-9	4
RO		29	3	65	-4	6
SI		19	4	78	-7	3
SK		22	-1	73	-2	5
FI		62	-3	38	3	0
SE		55	-14	45	15	0





























**QA6a.11** How much trust do you have in certain institutions? For each of the following institutions, do you tend to trust it or tend not to trust it?

**The European Union (%)**

		Tend to trust		Tend not to trust		Don't know
		Sp.2021	Diff. Sp.2021 - Win.20/21	Sp.2021	Diff. Sp.2021 - Win.20/21	
EU27		49	0	42	-1	9
EURO AREA		48	0	44	0	8
NON-EURO AREA		54	0	37	-1	9
BE		53	-3	47	3	0
BG		55	2	29	0	16
CZ		49	1	47	-5	4
DK		61	-1	34	-4	5
DE		47	-1	44	0	9
EE		63	-1	37	1	0
IE		71	-3	29	3	0
EL		36	-1	62	-1	2
ES		54	2	37	-1	9
FR		36	-3	50	1	14
HR		51	0	44	0	5
IT		49	5	44	-2	7
CY		45	6	46	-6	9
LV		55	-6	38	-1	7
LT		69	-1	31	1	0
LU		48	-7	46	1	6
HU		56	-3	39	3	5
MT		62	-2	24	1	14
NL		49	-12	49	14	2
AT		45	4	45	-8	10
PL		55	5	32	-6	13
PT		73	-5	18	-3	9
RO		56	-2	35	0	9
SI		55	0	41	-4	4
SK		43	-7	47	3	10
FI		54	4	46	-4	0
SE		52	-6	48	7	0





























**QA6a.12** How much trust do you have in certain institutions? For each of the following institutions, do you tend to trust it or tend not to trust it?

**The United Nations (%)**

		Tend to trust		Tend not to trust		Don't know
		Sp.2021	Diff. Sp.2021 - Win.20/21	Sp.2021	Diff. Sp.2021 - Win.20/21	
EU27		51	-1	36	-1	13
EURO AREA		50	-1	37	-1	13
NON-EURO AREA		57	1	31	-1	12
BE		63	-2	37	2	0
BG		42	3	33	2	25
CZ		54	-3	39	-4	7
DK		78	-4	16	-2	6
DE		48	-6	37	3	15
EE		68	-2	32	2	0
IE		74	0	26	0	0
EL		35	0	59	-4	6
ES		52	1	34	-2	14
FR		41	-3	38	-1	21
HR		46	-2	44	1	10
IT		49	5	40	-4	11
CY		30	4	57	-4	13
LV		53	-9	35	-3	12
LT		69	-3	31	3	0
LU		54	-5	35	-5	11
HU		55	-1	37	4	8
MT		61	-4	18	1	21
NL		66	-6	31	8	3
AT		45	8	42	-9	13
PL		56	4	27	-3	17
PT		67	-18	19	4	14
RO		54	0	34	-1	12
SI		46	0	46	-8	8
SK		38	-10	48	5	14
FI		66	-3	34	3	0
SE		75	1	25	0	0

**QA6a.13** How much trust do you have in certain institutions? For each of the following institutions, do you tend to trust it or tend not to trust it?





























**NATO (%)**

		Tend to trust		Tend not to trust		Don't know
		Sp.2021	Diff. Sp.2021 - Win.20/21	Sp.2021	Diff. Sp.2021 - Win.20/21	
EU27		49	0	35	-2	16
EURO AREA		47	0	37	-2	16
NON-EURO AREA		57	3	30	-3	13
BE		67	-3	32	2	1
BG		38	5	39	1	23
CZ		64	-7	30	1	6
DK		81	-5	13	-1	6
DE		53	-1	32	-2	15
EE		79	0	21	0	0
IE		64	-4	35	3	1
EL		26	0	67	-6	7
ES		41	0	41	1	18
FR		35	-1	38	-1	27
HR		44	1	47	-1	9
IT		48	5	39	-3	13
CY		18	2	62	-2	20
LV		49	-14	41	4	10
LT		76	-1	24	1	0
LU		54	-4	34	-7	12
HU		56	2	36	2	8
MT		57	2	20	0	23
NL		71	-4	25	7	4
AT		44	12	41	-11	15
PL		57	6	25	-4	18
PT		43	-29	12	-13	45
RO		50	1	35	-4	15
SI		43	5	51	-11	6
SK		28	-14	58	9	14
FI		57	2	43	-1	0
SE		69	9	31	-6	0

## QA7 What does the EU mean to you personally?

(%)





























(MULTIPLE ANSWERS POSSIBLE)

		Peace		Economic prosperity		Democracy		Social protection		Freedom to travel, study and work anywhere in the EU		Cultural diversity	
		Sp.2021	Diff. Sp.2021 - Sum.2020	Sp.2021	Diff. Sp.2021 - Sum.2020	Sp.2021	Diff. Sp.2021 - Sum.2020	Sp.2021	Diff. Sp.2021 - Sum.2020	Sp.2021	Diff. Sp.2021 - Sum.2020	Sp.2021	Diff. Sp.2021 - Sum.2020
EU27		34	1	21	2	27	4	13	1	53	2	27	1
EURO AREA		36	2	21	2	27	4	13	0	54	3	29	2
NON-EURO AREA		29	-1	22	3	27	2	12	0	50	-1	19	-2
BE		39	1	27	9	25	0	12	-5	55	8	22	-2
BG		22	-1	18	2	21	1	11	-1	57	-4	24	1
CZ		32	7	26	12	25	7	10	3	56	11	19	4
DK		50	-2	30	-3	35	-2	17	-2	60	-4	30	-2
DE		53	-2	26	0	39	3	14	-1	65	4	43	7
EE		32	7	22	7	28	8	15	5	75	2	26	-1
IE		46	-1	46	-1	32	-1	26	-5	75	-1	37	-7
EL		44	4	11	-1	23	2	15	-3	61	1	34	1
ES		13	2	26	6	18	4	13	2	51	8	22	-2
FR		40	4	12	0	23	6	11	-1	49	1	33	4
HR		26	4	34	7	22	5	17	5	58	3	24	3
IT		23	3	15	4	23	3	11	4	39	2	17	2
CY		35	2	18	0	36	3	26	2	61	1	35	-3
LV		23	-6	24	5	18	5	19	3	59	-6	19	-5
LT		20	-11	27	8	26	9	14	-2	65	-7	25	-6
LU		45	-10	23	-4	27	-7	17	4	59	-3	31	-8
HU		25	2	17	2	22	1	11	2	50	2	24	4
MT		19	-1	34	8	26	11	21	0	56	9	30	7
NL		42	-9	31	-4	24	-2	8	-3	58	-10	20	-7
AT		44	4	24	-1	33	4	29	4	55	7	30	5
PL		24	-1	19	2	29	6	10	-1	45	-3	16	-4
PT		18	0	24	3	22	5	26	8	62	-1	29	1
RO		29	-2	26	1	26	-1	17	-1	44	-2	18	-1
SI		41	-1	29	9	26	8	19	5	53	4	29	8
SK		32	-2	19	-2	17	1	9	-4	62	0	19	-3
FI		34	5	19	0	21	4	4	1	65	5	23	-1
SE		38	-15	13	-8	28	-11	8	-2	59	-8	17	-14

## QA7 What does the EU mean to you personally?

(%)

(MULTIPLE ANSWERS POSSIBLE)

		Stronger say in the world		Euro		Unemployment		Bureaucracy		Waste of money		Loss of our cultural identity	
		Sp.2021	Diff. Sp.2021 - Sum.2020	Sp.2021	Diff. Sp.2021 - Sum.2020	Sp.2021	Diff. Sp.2021 - Sum.2020	Sp.2021	Diff. Sp.2021 - Sum.2020	Sp.2021	Diff. Sp.2021 - Sum.2020	Sp.2021	Diff. Sp.2021 - Sum.2020
EU27		26	2	35	0	8	-1	22	2	20	0	12	1
EURO AREA		27	2	41	1	9	-1	23	2	22	0	11	0
NON-EURO AREA		24	1	15	-3	5	-1	19	0	15	1	12	0
BE		32	8	44	-4	3	-6	21	4	20	-6	10	-1
BG		16	-2	13	-4	6	-1	14	0	12	-2	12	-2
CZ		26	8	19	0	3	-4	37	0	28	-5	18	3
DK		33	-4	14	-1	5	-3	36	3	16	2	9	0
DE		30	0	48	3	7	0	36	8	32	4	11	1
EE		20	2	48	5	4	1	33	2	22	2	21	0
IE		40	-3	47	0	2	0	21	1	5	-1	10	1
EL		40	5	52	6	29	2	18	4	17	0	24	-1
ES		21	5	31	-2	6	2	16	-1	8	-2	4	0
FR		25	0	39	3	11	0	20	3	29	4	14	2
HR		27	4	20	-3	6	0	10	1	9	-2	19	2
IT		21	6	34	2	12	-3	12	-4	13	-6	8	-2
CY		26	9	40	-3	29	2	18	0	23	2	26	8
LV		10	1	31	5	5	-1	21	6	19	2	15	3
LT		20	-3	25	9	4	1	15	0	15	-1	15	3
LU		25	-6	43	-6	5	-5	19	-1	21	3	9	-3
HU		22	7	13	-3	5	-1	14	2	9	0	9	4
MT		45	17	41	16	4	-7	14	-10	5	-12	18	-1
NL		33	-6	50	-3	4	0	29	-4	20	2	16	2
AT		32	3	52	2	26	-3	32	0	33	-3	24	-4
PL		24	1	12	-3	6	2	14	2	10	2	10	-1
PT		44	2	42	-7	8	-1	10	3	5	-1	9	-3
RO		20	4	24	-1	8	-3	12	-1	12	-1	17	1
SI		26	9	48	2	8	-2	22	3	19	2	13	4
SK		21	-6	44	-7	11	0	31	1	35	-5	21	4
FI		25	3	48	2	4	1	34	-3	27	-2	12	1
SE		33	-13	10	-5	4	0	35	-9	34	3	10	1





























Spring 2021

Tables of results

## QA7 What does the EU mean to you personally?

(%)





























(MULTIPLE ANSWERS POSSIBLE)

		More crime		Not enough control at external borders		Quality of life of future generations		Other (SPONTANEOUS)		Don't know
		Sp.2021	Diff. Sp.2021 - Sum.2020	Sp.2021	Diff. Sp.2021 - Sum.2020	Sp.2021	Diff. Sp.2021 - Sum.2020	Sp.2021	Diff. Sp.2021 - Sum.2020	
EU27		11	-1	18	-1	23	2	0	0	1
EURO AREA		11	-1	19	-2	22	3	0	0	1
NON-EURO AREA		11	0	15	1	26	1	0	0	1
BE		4	-9	15	-7	23	3	0	0	0
BG		7	-2	8	-7	26	-4	0	0	1
CZ		14	-5	25	-2	23	7	0	0	0
DK		10	-2	21	1	24	-4	1	1	1
DE		18	1	23	0	28	2	0	0	0
EE		6	-4	23	-2	28	5	0	0	0
IE		2	0	11	0	35	-2	0	0	0
EL		21	1	34	-5	17	-2	0	0	0
ES		3	1	10	0	19	4	0	-1	3
FR		9	2	21	1	14	0	0	0	2
HR		11	3	14	0	36	1	0	0	0
IT		7	-1	15	-1	21	5	0	0	1
CY		29	5	29	-1	22	4	0	0	1
LV		3	-2	12	0	25	2	0	0	2
LT		2	-5	12	2	31	-3	0	0	0
LU		12	2	16	3	22	-8	0	0	1
HU		10	2	18	3	30	6	1	1	2
MT		6	-4	32	-1	34	8	1	0	1
NL		13	2	18	1	25	-2	0	0	0
AT		33	1	36	-5	27	2	0	0	0
PL		7	1	9	2	27	2	0	0	1
PT		10	-8	20	-8	23	7	0	0	2
RO		16	2	17	2	25	-2	1	1	2
SI		16	1	17	0	27	5	0	0	0
SK		23	-6	31	-3	18	1	0	0	1
FI		14	1	23	1	17	1	0	0	0
SE		16	0	24	1	17	-10	0	0	0































**QA8.1** Please tell for each of the following words if it describes very well, fairly well, fairly badly or very badly the idea you might have of the EU.

**Modern (%)**

		Describes very well		Describes fairly well		Describes fairly badly		Describes very badly		Don't know	Total 'Describes well'		Total 'Describes badly'	
		Sp.2021	Diff. Sp.2021 - Sum.2020	Sp.2021	Diff. Sp.2021 - Sum.2020	Sp.2021	Diff. Sp.2021 - Sum.2020	Sp.2021	Diff. Sp.2021 - Sum.2020		Sp.2021	Diff. Sp.2021 - Sum.2020	Sp.2021	Diff. Sp.2021 - Sum.2020
EU27		12	1	53	1	24	0	5	-1	6	65	2	29	-1
EURO AREA		11	2	53	2	25	-2	5	-1	6	64	4	30	-3
NON-EURO AREA		18	-3	53	0	21	4	4	0	4	71	-3	25	4
BE		4	-3	51	-7	40	12	5	1	0	55	-10	45	13
BG		26	-3	48	0	10	0	6	3	10	74	-3	16	3
CZ		12	-4	50	2	28	5	7	2	3	62	-2	35	7
DK		7	-1	40	-5	38	8	10	2	5	47	-6	48	10
DE		9	0	49	-2	28	3	6	2	8	58	-2	34	5
EE		8	0	61	-2	28	2	3	0	0	69	-2	31	2
IE		17	0	68	-2	13	2	2	0	0	85	-2	15	2
EL		17	7	46	-1	24	-6	8	-2	5	63	6	32	-8
ES		11	4	55	1	23	-2	3	-3	8	66	5	26	-5
FR		7	3	49	2	26	-7	8	1	10	56	5	34	-6
HR		23	2	58	-1	11	-3	4	2	4	81	1	15	-1
IT		17	6	57	7	18	-5	4	-6	4	74	13	22	-11
CY		15	4	51	3	21	-2	3	-2	10	66	7	24	-4
LV		11	-3	59	-3	22	9	2	0	6	70	-6	24	9
LT		11	-2	66	3	19	8	4	3	0	77	1	23	11
LU		6	2	48	2	34	-9	5	-1	7	54	4	39	-10
HU		18	-3	61	7	15	-3	3	1	3	79	4	18	-2
MT		9	-2	76	13	5	-5	1	0	9	85	11	6	-5
NL		2	-1	46	-2	43	6	7	0	2	48	-3	50	6
AT		12	-12	52	5	24	3	6	1	6	64	-7	30	4
PL		19	-5	59	0	16	6	2	-1	4	78	-5	18	5
PT		15	4	70	4	7	-6	0	-1	8	85	8	7	-7
RO		29	2	47	-6	16	4	2	0	6	76	-4	18	4
SI		9	-3	61	10	25	0	2	-3	3	70	7	27	-3
SK		16	5	49	-11	21	1	8	3	6	65	-6	29	4
FI		3	-2	54	1	38	0	5	1	0	57	-1	43	1
SE		3	-4	42	-5	48	10	7	0	0	45	-9	55	10





























**QA8.2** Please tell for each of the following words if it describes very well, fairly well, fairly badly or very badly the idea you might have of the EU.

**Democratic (%)**

		Describes very well		Describes fairly well		Describes fairly badly		Describes very badly		Don't know	Total 'Describes well'		Total 'Describes badly'	
		Sp.2021	Diff. Sp.2021 - Sum.2020	Sp.2021	Diff. Sp.2021 - Sum.2020	Sp.2021	Diff. Sp.2021 - Sum.2020	Sp.2021	Diff. Sp.2021 - Sum.2020		Sp.2021	Diff. Sp.2021 - Sum.2020	Sp.2021	Diff. Sp.2021 - Sum.2020
EU27		16	0	53	3	20	-2	6	-1	5	69	3	26	-3
EURO AREA		14	1	54	3	21	-2	6	-2	5	68	4	27	-4
NON-EURO AREA		23	-2	50	-1	17	2	5	1	5	73	-3	22	3
BE		9	-2	57	0	27	1	7	2	0	66	-2	34	3
BG		26	0	44	-2	12	-2	7	3	11	70	-2	19	1
CZ		17	2	50	2	22	-3	9	2	2	67	4	31	-1
DK		19	1	55	2	16	-3	6	1	4	74	3	22	-2
DE		17	0	54	0	21	2	5	0	3	71	0	26	2
EE		17	5	54	-1	23	-3	6	-1	0	71	4	29	-4
IE		23	0	57	-1	15	1	5	0	0	80	-1	20	1
EL		8	1	46	2	32	-3	11	-2	3	54	3	43	-5
ES		12	3	62	7	17	-4	3	-2	6	74	10	20	-6
FR		10	2	51	1	22	-4	7	-2	10	61	3	29	-6
HR		24	3	54	-1	16	-2	3	-1	3	78	2	19	-3
IT		21	6	49	9	18	-7	8	-8	4	70	15	26	-15
CY		13	2	60	4	18	-3	2	-5	7	73	6	20	-8
LV		13	0	52	-3	23	5	6	2	6	65	-3	29	7
LT		17	1	58	-4	18	7	7	7	0	75	-3	25	14
LU		14	-2	54	1	21	-5	5	0	6	68	-1	26	-5
HU		21	0	54	3	17	-1	5	1	3	75	3	22	0
MT		10	1	68	19	10	-12	2	-1	10	78	20	12	-13
NL		8	-2	56	-4	29	7	6	-1	1	64	-6	35	6
AT		21	-4	48	6	21	-3	7	0	3	69	2	28	-3
PL		26	-4	49	-2	17	5	3	0	5	75	-6	20	5
PT		11	-1	70	8	10	-5	0	-2	9	81	7	10	-7
RO		31	0	48	0	12	0	3	1	6	79	0	15	1
SI		11	1	59	7	24	-2	4	-2	2	70	8	28	-4
SK		13	3	47	-8	24	0	10	2	6	60	-5	34	2
FI		6	-1	54	3	30	-4	10	2	0	60	2	40	-2
SE		11	-3	56	1	26	2	7	1	0	67	-2	33	3





























**QA8.3** Please tell for each of the following words if it describes very well, fairly well, fairly badly or very badly the idea you might have of the EU.

**Protective (%)**

		Describes very well		Describes fairly well		Describes fairly badly		Describes very badly		Don't know	Total 'Describes well'		Total 'Describes badly'	
		Sp.2021	Diff. Sp.2021 - Sum.2020	Sp.2021	Diff. Sp.2021 - Sum.2020	Sp.2021	Diff. Sp.2021 - Sum.2020	Sp.2021	Diff. Sp.2021 - Sum.2020		Sp.2021	Diff. Sp.2021 - Sum.2020	Sp.2021	Diff. Sp.2021 - Sum.2020
EU27		12	2	47	2	27	-2	7	-2	7	59	4	34	-4
EURO AREA		10	1	47	3	28	-2	8	-2	7	57	4	36	-4
NON-EURO AREA		17	0	48	0	23	0	6	1	6	65	0	29	1
BE		7	-2	60	4	27	-1	6	1	0	67	2	33	0
BG		19	3	40	1	17	-5	11	1	13	59	4	28	-4
CZ		15	1	47	6	27	-1	8	-2	3	62	7	35	-3
DK		20	-3	54	3	16	3	6	1	4	74	0	22	4
DE		11	-1	47	-1	29	4	6	-1	7	58	-2	35	3
EE		10	2	54	1	30	-3	6	0	0	64	3	36	-3
IE		20	-2	62	3	16	0	2	-1	0	82	1	18	-1
EL		6	1	35	2	41	-2	15	-3	3	41	3	56	-5
ES		10	5	50	3	25	-4	5	-1	10	60	8	30	-5
FR		7	1	44	0	30	-5	9	1	10	51	1	39	-4
HR		19	3	53	1	20	-4	5	0	3	72	4	25	-4
IT		13	5	42	11	29	-5	11	-10	5	55	16	40	-15
CY		11	4	37	-2	38	2	6	-4	8	48	2	44	-2
LV		9	-5	52	3	27	6	5	0	7	61	-2	32	6
LT		13	-2	59	0	24	10	4	3	0	72	-2	28	13
LU		11	3	51	-7	26	-3	5	1	7	62	-4	31	-2
HU		14	0	53	5	23	-5	6	2	4	67	5	29	-3
MT		8	3	58	15	21	-11	2	-1	11	66	18	23	-12
NL		8	-4	59	0	27	6	5	0	1	67	-4	32	6
AT		18	-2	37	1	29	0	11	-2	5	55	-1	40	-2
PL		17	1	47	-5	22	1	6	1	8	64	-4	28	2
PT		11	0	61	18	17	-14	1	-4	10	72	18	18	-18
RO		22	1	43	0	23	0	5	1	7	65	1	28	1
SI		10	2	52	8	30	-4	5	-3	3	62	10	35	-7
SK		13	4	42	-11	27	1	11	3	7	55	-7	38	4
FI		4	0	50	1	38	-1	8	0	0	54	1	46	-1
SE		9	0	56	2	30	0	5	0	0	65	2	35	0





























**QA8.4** Please tell for each of the following words if it describes very well, fairly well, fairly badly or very badly the idea you might have of the EU.

**Efficient (%)**

		Describes very well		Describes fairly well		Describes fairly badly		Describes very badly		Don't know	Total 'Describes well'		Total 'Describes badly'	
		Sp.2021	Diff. Sp.2021 - Sum.2020	Sp.2021	Diff. Sp.2021 - Sum.2020	Sp.2021	Diff. Sp.2021 - Sum.2020	Sp.2021	Diff. Sp.2021 - Sum.2020		Sp.2021	Diff. Sp.2021 - Sum.2020	Sp.2021	Diff. Sp.2021 - Sum.2020
EU27		8	1	38	3	36	-3	11	-1	7	46	4	47	-4
EURO AREA		6	2	35	2	39	-3	12	-1	8	41	4	51	-4
NON-EURO AREA		15	1	44	1	27	-1	8	0	6	59	2	35	-1
BE		3	-2	34	-4	50	5	13	3	0	37	-6	63	8
BG		20	2	44	4	15	-5	9	2	12	64	6	24	-3
CZ		7	-3	36	2	40	2	13	2	4	43	-1	53	4
DK		5	1	33	4	40	-2	17	0	5	38	5	57	-2
DE		4	0	27	-4	44	0	16	4	9	31	-4	60	4
EE		4	1	41	0	45	-1	10	0	0	45	1	55	-1
IE		8	1	47	-2	37	1	8	1	0	55	-1	45	2
EL		7	3	36	4	40	-5	13	-4	4	43	7	53	-9
ES		7	2	45	2	31	-1	6	-1	11	52	4	37	-2
FR		4	2	30	3	43	-7	13	1	10	34	5	56	-6
HR		17	-1	55	7	21	-5	4	-1	3	72	6	25	-6
IT		12	6	43	10	32	-7	8	-8	5	55	16	40	-15
CY		9	3	36	2	40	0	6	-6	9	45	5	46	-6
LV		5	-3	43	2	39	5	7	1	6	48	-1	46	6
LT		7	-6	54	-1	32	13	7	6	0	61	-7	39	19
LU		3	1	30	2	44	-13	15	2	8	33	3	59	-11
HU		14	0	49	3	28	0	6	1	3	63	3	34	1
MT		6	1	48	15	33	-7	2	-2	11	54	16	35	-9
NL		2	0	21	3	49	3	26	-5	2	23	3	75	-2
AT		12	-3	39	2	32	-1	12	-1	5	51	-1	44	-2
PL		16	1	51	0	21	-1	6	0	6	67	1	27	-1
PT		10	2	58	12	21	-11	1	-2	10	68	14	22	-13
RO		22	0	44	-1	22	0	4	1	8	66	-1	26	1
SI		7	0	46	9	38	-3	6	-4	3	53	9	44	-7
SK		9	2	36	-3	31	-4	14	1	10	45	-1	45	-3
FI		1	-1	20	0	56	1	23	0	0	21	-1	79	1
SE		3	0	24	3	53	0	20	-1	0	27	3	73	-1





























**QA8.5** Please tell for each of the following words if it describes very well, fairly well, fairly badly or very badly the idea you might have of the EU.

**Forward-looking (%)**

		Describes very well		Describes fairly well		Describes fairly badly		Describes very badly		Don't know	Total 'Describes well'		Total 'Describes badly'	
		Sp.2021	Diff. Sp.2021 - Sum.2020	Sp.2021	Diff. Sp.2021 - Sum.2020	Sp.2021	Diff. Sp.2021 - Sum.2020	Sp.2021	Diff. Sp.2021 - Sum.2020		Sp.2021	Diff. Sp.2021 - Sum.2020	Sp.2021	Diff. Sp.2021 - Sum.2020
EU27		13	2	50	2	24	-3	6	-1	7	63	4	30	-4
EURO AREA		11	2	50	3	25	-4	7	-1	7	61	5	32	-5
NON-EURO AREA		18	-1	49	0	22	2	5	0	6	67	-1	27	2
BE		5	-2	50	6	37	-3	8	1	0	55	4	45	-2
BG		23	1	45	4	11	-6	7	3	14	68	5	18	-3
CZ		11	-1	41	4	34	2	10	1	4	52	3	44	3
DK		12	2	47	1	28	2	7	0	6	59	3	35	2
DE		8	-2	52	0	27	1	6	0	7	60	-2	33	1
EE		9	2	55	4	29	-6	7	0	0	64	6	36	-6
IE		19	1	60	0	18	-1	3	0	0	79	1	21	-1
EL		7	3	28	2	45	-2	15	-5	5	35	5	60	-7
ES		12	4	55	3	19	-5	4	-2	10	67	7	23	-7
FR		8	3	48	1	23	-8	9	1	12	56	4	32	-7
HR		25	-2	54	4	13	-2	4	0	4	79	2	17	-2
IT		16	5	49	8	23	-5	6	-6	6	65	13	29	-11
CY		8	2	39	2	35	-2	5	-5	13	47	4	40	-7
LV		11	-4	50	4	27	4	5	0	7	61	0	32	4
LT		14	1	57	-2	22	9	7	5	0	71	-1	29	14
LU		7	0	46	8	33	-14	8	1	6	53	8	41	-13
HU		18	0	54	2	20	0	4	0	4	72	2	24	0
MT		8	2	56	3	21	-1	1	0	14	64	5	22	-1
NL		4	-1	51	4	36	-1	8	1	1	55	3	44	0
AT		20	0	42	-1	25	0	7	-3	6	62	-1	32	-3
PL		20	-1	53	-2	17	3	4	0	6	73	-3	21	3
PT		18	2	63	9	10	-8	0	-1	9	81	11	10	-9
RO		26	-2	46	-1	18	2	3	1	7	72	-3	21	3
SI		14	1	57	14	23	-7	4	-4	2	71	15	27	-11
SK		14	6	38	-13	27	-1	11	3	10	52	-7	38	2
FI		3	-1	42	3	47	-1	8	-1	0	45	2	55	-2
SE		4	-2	43	0	45	7	8	-1	0	47	-2	53	6





























**QA8.6** Please tell for each of the following words if it describes very well, fairly well, fairly badly or very badly the idea you might have of the EU.

**Remote (%)**

		Describes very well		Describes fairly well		Describes fairly badly		Describes very badly		Don't know	Total 'Describes well'		Total 'Describes badly'	
		Sp.2021	Diff. Sp.2021 - Sum.2020	Sp.2021	Diff. Sp.2021 - Sum.2020	Sp.2021	Diff. Sp.2021 - Sum.2020	Sp.2021	Diff. Sp.2021 - Sum.2020		Sp.2021	Diff. Sp.2021 - Sum.2020	Sp.2021	Diff. Sp.2021 - Sum.2020
EU27		14	-2	36	0	33	3	9	0	8	50	-2	42	3
EURO AREA		15	-2	36	-1	32	3	8	0	9	51	-3	40	3
NON-EURO AREA		12	0	34	1	35	1	12	0	7	46	1	47	1
BE		19	2	40	2	34	2	7	-2	0	59	4	41	0
BG		17	0	27	-2	29	2	13	3	14	44	-2	42	5
CZ		9	3	33	6	42	1	9	-3	7	42	9	51	-2
DK		21	-4	42	7	25	1	7	-2	5	63	3	32	-1
DE		14	0	30	-3	32	3	12	0	12	44	-3	44	3
EE		12	-2	46	4	36	-2	6	0	0	58	2	42	-2
IE		10	2	39	0	43	0	8	-1	0	49	2	51	-1
EL		24	4	39	-2	27	-4	5	-1	5	63	2	32	-5
ES		13	-7	39	3	37	6	4	0	7	52	-4	41	6
FR		15	0	36	-2	29	-1	7	1	13	51	-2	36	0
HR		11	0	37	4	37	1	9	-4	6	48	4	46	-3
IT		17	-7	37	-2	32	8	8	0	6	54	-9	40	8
CY		12	-3	38	0	28	3	10	0	12	50	-3	38	3
LV		12	-1	42	8	32	1	7	1	7	54	7	39	2
LT		11	3	37	3	43	9	9	1	0	48	6	52	10
LU		7	-2	32	-7	37	0	15	2	9	39	-9	52	2
HU		13	2	37	1	36	0	8	-1	6	50	3	44	-1
MT		7	2	51	8	21	0	3	-1	18	58	10	24	-1
NL		17	-3	47	5	29	-1	4	0	3	64	2	33	-1
AT		21	-4	32	-1	33	1	9	2	5	53	-5	42	3
PL		7	-2	32	-1	34	0	19	1	8	39	-3	53	1
PT		5	0	39	-7	36	3	9	4	11	44	-7	45	7
RO		15	0	30	-2	38	7	7	0	10	45	-2	45	7
SI		10	-4	37	5	41	8	9	-3	3	47	1	50	5
SK		15	2	37	1	29	-7	6	0	13	52	3	35	-7
FI		30	5	50	0	19	-2	1	-3	0	80	5	20	-5
SE		16	1	46	6	33	-3	5	-1	0	62	7	38	-4





























## QA9.1 Have you heard of...?

## The European Parliament (%)

		Yes		No		Don't know
		Sp.2021	Diff. Sp.2021 - Win.20/21	Sp.2021	Diff. Sp.2021 - Win.20/21	Sp.2021
EU27		91	0	8	0	1
EURO AREA		92	1	7	-1	1
NON-EURO AREA		89	-1	10	1	1
BE		99	2	1	-2	0
BG		89	-1	8	0	3
CZ		94	-4	5	3	1
DK		98	1	2	-1	0
DE		95	0	4	0	1
EE		98	0	2	0	0
IE		97	0	3	0	0
EL		96	3	4	-3	0
ES		92	1	7	-2	1
FR		92	3	8	-2	0
HR		93	1	6	-2	1
IT		84	-1	15	1	1
CY		92	1	6	-1	2
LV		95	0	5	0	0
LT		98	2	2	-2	0
LU		98	3	2	-3	0
HU		93	-1	6	0	1
MT		97	2	1	-2	2
NL		96	-1	4	1	0
AT		86	-3	13	3	1
PL		85	-1	14	1	1
PT		97	1	3	-1	0
RO		84	0	14	-1	2
SI		97	1	3	-1	0
SK		96	-2	3	1	1
FI		95	1	5	-1	0
SE		99	2	1	-2	0

## QA9.2 Have you heard of...?





























## The European Commission (%)

		Yes		No		Don't know
		Sp.2021	Diff. Sp.2021 - Win.20/21	Sp.2021	Diff. Sp.2021 - Win.20/21	Sp.2021
EU27		85	1	14	-1	1
EURO AREA		86	1	13	-1	1
NON-EURO AREA		83	0	16	0	1
BE		97	2	3	-2	0
BG		82	4	15	-4	3
CZ		86	-8	13	7	1
DK		93	0	6	-1	1
DE		89	1	10	-1	1
EE		95	1	5	-1	0
IE		94	0	6	0	0
EL		95	3	5	-3	0
ES		86	3	13	-3	1
FR		86	1	13	-1	1
HR		85	0	14	1	1
IT		73	0	25	1	2
CY		83	-3	13	1	4
LV		88	-2	11	1	1
LT		92	1	8	-1	0
LU		96	3	4	-3	0
HU		87	0	12	-1	1
MT		92	0	5	-1	3
NL		88	-1	12	2	0
AT		81	0	18	1	1
PL		80	0	19	0	1
PT		95	-2	4	1	1
RO		78	1	20	-2	2
SI		95	2	5	-2	0
SK		87	-5	11	3	2
FI		94	2	6	-2	0
SE		89	3	11	-3	0































## QA9.3 Have you heard of...?

## The European Central Bank (%)

		Yes		No		Don't know
		Sp.2021	Diff. Sp.2021 - Win.20/21	Sp.2021	Diff. Sp.2021 - Win.20/21	Sp.2021
EU27		87	1	12	-1	1
EURO AREA		89	1	10	-1	1
NON-EURO AREA		80	2	19	-1	1
BE		95	1	5	-1	0
BG		84	0	13	0	3
CZ		84	-9	15	8	1
DK		88	1	11	-2	1
DE		94	2	5	-2	1
EE		93	0	7	0	0
IE		97	1	3	-1	0
EL		96	4	4	-4	0
ES		90	1	9	-1	1
FR		84	1	16	0	0
HR		88	3	11	-2	1
IT		80	-2	19	3	1
CY		91	1	7	-1	2
LV		86	-2	14	2	0
LT		91	4	9	-4	0
LU		94	1	5	-2	1
HU		79	1	20	-2	1
MT		93	1	5	-1	2
NL		93	3	7	-3	0
AT		87	1	12	-1	1
PL		74	2	24	-2	2
PT		96	0	3	-1	1
RO		74	2	24	-2	2
SI		95	1	5	-1	0
SK		91	-2	8	2	1
FI		96	2	4	-2	0
SE		92	1	8	-1	0





























## QA9.4 Have you heard of...?

## The European Council (%)

		Yes		No		Don't know
		Sp.2021	Diff. Sp.2021 - Win.20/21	Sp.2021	Diff. Sp.2021 - Win.20/21	Sp.2021
EU27		79	2	20	-1	1
EURO AREA		79	2	20	-1	1
NON-EURO AREA		79	0	19	-1	2
BE		86	4	14	-4	0
BG		76	3	20	-3	4
CZ		83	-7	16	6	1
DK		80	1	18	-3	2
DE		82	1	16	-1	2
EE		80	1	20	-1	0
IE		87	0	13	0	0
EL		85	1	15	-1	0
ES		81	4	17	-4	2
FR		77	1	22	-1	1
HR		87	1	12	-1	1
IT		69	-1	29	2	2
CY		84	0	13	0	3
LV		79	3	20	-4	1
LT		76	10	24	-10	0
LU		83	-3	17	3	0
HU		80	-1	19	0	1
MT		90	-1	7	0	3
NL		67	5	32	-5	1
AT		69	-1	28	0	3
PL		78	1	21	0	1
PT		93	-1	6	0	1
RO		76	2	23	-1	1
SI		93	7	7	-7	0
SK		85	-2	14	2	1
FI		86	0	14	0	0
SE		85	6	15	-6	0





























## QA10.1 And do you tend to trust or tend not to trust these European institutions?

## The European Parliament (%)

		Tend to trust		Tend not to trust		Don't know
		Sp.2021	Diff. Sp.2021 - Win.20/21	Sp.2021	Diff. Sp.2021 - Win.20/21	
EU27		<b>53</b>	3	<b>35</b>	-3	<b>12</b>
EURO AREA		<b>52</b>	3	<b>36</b>	-3	<b>12</b>
NON-EURO AREA		<b>56</b>	1	<b>32</b>	-2	<b>12</b>
BE		<b>63</b>	2	<b>36</b>	-3	<b>1</b>
BG		<b>47</b>	2	<b>34</b>	0	<b>19</b>
CZ		<b>51</b>	1	<b>42</b>	-7	<b>7</b>
DK		<b>68</b>	1	<b>26</b>	-6	<b>6</b>
DE		<b>56</b>	3	<b>31</b>	-4	<b>13</b>
EE		<b>66</b>	4	<b>34</b>	-4	<b>0</b>
IE		<b>77</b>	1	<b>23</b>	0	<b>0</b>
EL		<b>39</b>	-4	<b>56</b>	1	<b>5</b>
ES		<b>49</b>	7	<b>38</b>	-2	<b>13</b>
FR		<b>42</b>	4	<b>38</b>	-3	<b>20</b>
HR		<b>55</b>	0	<b>36</b>	-3	<b>9</b>
IT		<b>51</b>	2	<b>39</b>	0	<b>10</b>
CY		<b>47</b>	6	<b>38</b>	-6	<b>15</b>
LV		<b>55</b>	-5	<b>35</b>	-5	<b>10</b>
LT		<b>67</b>	-2	<b>33</b>	2	<b>0</b>
LU		<b>65</b>	-1	<b>29</b>	-5	<b>6</b>
HU		<b>62</b>	-2	<b>32</b>	4	<b>6</b>
MT		<b>66</b>	2	<b>18</b>	-4	<b>16</b>
NL		<b>58</b>	-7	<b>39</b>	9	<b>3</b>
AT		<b>52</b>	6	<b>38</b>	-9	<b>10</b>
PL		<b>52</b>	0	<b>29</b>	-2	<b>19</b>
PT		<b>70</b>	-10	<b>15</b>	-5	<b>15</b>
RO		<b>57</b>	2	<b>33</b>	-2	<b>10</b>
SI		<b>51</b>	-1	<b>44</b>	-4	<b>5</b>
SK		<b>43</b>	-5	<b>44</b>	0	<b>13</b>
FI		<b>59</b>	2	<b>40</b>	-2	<b>1</b>
SE		<b>63</b>	-1	<b>36</b>	4	<b>1</b>





























## QA10.2 And do you tend to trust or tend not to trust these European institutions?

## The European Commission (%)

		Tend to trust		Tend not to trust		Don't know
		Sp.2021	Diff. Sp.2021 - Win.20/21	Sp.2021	Diff. Sp.2021 - Win.20/21	
EU27		50	3	36	-2	14
EURO AREA		48	3	38	-2	14
NON-EURO AREA		53	1	33	-1	14
BE		63	2	36	-3	1
BG		49	6	29	-2	22
CZ		47	-5	43	-4	10
DK		68	-1	24	-6	8
DE		48	4	36	-5	16
EE		66	3	33	-4	1
IE		75	1	25	0	0
EL		29	-3	65	0	6
ES		45	5	39	0	16
FR		40	3	39	-1	21
HR		50	2	37	-5	13
IT		50	5	38	1	12
CY		41	5	39	-5	20
LV		54	-7	35	-4	11
LT		71	-1	29	1	0
LU		60	0	32	-7	8
HU		62	0	31	3	7
MT		63	0	18	-3	19
NL		57	-6	36	8	7
AT		51	8	38	-9	11
PL		49	1	30	-2	21
PT		69	-14	15	-1	16
RO		53	3	35	-1	12
SI		52	0	42	-5	6
SK		43	-7	40	0	17
FI		59	3	40	-3	1
SE		63	3	36	2	1





























## QA10.3 And do you tend to trust or tend not to trust these European institutions?

## The European Central Bank (%)

		Tend to trust		Tend not to trust		Don't know
		Sp.2021	Diff. Sp.2021 - Win.20/21	Sp.2021	Diff. Sp.2021 - Win.20/21	
EU27		48	1	38	-1	14
EURO AREA		47	1	40	-1	13
NON-EURO AREA		52	1	32	-1	16
BE		70	1	30	-1	0
BG		50	6	29	-2	21
CZ		56	-10	34	1	10
DK		71	-6	20	-1	9
DE		46	1	42	0	12
EE		72	1	27	-2	1
IE		69	-3	31	4	0
EL		23	-8	71	5	6
ES		40	3	45	0	15
FR		40	0	38	0	22
HR		49	3	39	-6	12
IT		46	2	44	2	10
CY		39	5	44	-5	17
LV		59	-6	29	-6	12
LT		69	0	31	0	0
LU		63	-8	30	2	7
HU		56	3	33	1	11
MT		68	2	14	-3	18
NL		67	1	29	2	4
AT		52	7	38	-6	10
PL		46	4	29	-5	25
PT		68	-9	16	-7	16
RO		49	3	38	-1	13
SI		45	-4	49	-2	6
SK		46	-6	38	0	16
FI		72	4	28	-3	0
SE		69	-1	30	4	1





























## QA10.4 And do you tend to trust or tend not to trust these European institutions?

## The European Council (%)





























		Tend to trust		Tend not to trust		Don't know
		Sp.2021	Diff. Sp.2021 - Win.20/21	Sp.2021	Diff. Sp.2021 - Win.20/21	
EU27		47	2	35	-2	18
EURO AREA		46	3	36	-2	18
NON-EURO AREA		52	0	32	-1	16
BE		62	5	37	-5	1
BG		44	3	29	0	27
CZ		49	-3	40	-7	11
DK		63	-7	23	-5	14
DE		48	5	30	-6	22
EE		64	5	35	-5	1
IE		75	1	25	0	0
EL		32	-5	57	-2	11
ES		44	7	39	-1	17
FR		36	2	38	0	26
HR		53	4	35	-6	12
IT		45	3	41	3	14
CY		41	6	38	-6	21
LV		52	0	36	-12	12
LT		65	2	35	-2	0
LU		58	-4	30	-7	12
HU		60	2	30	2	10
MT		65	0	16	-2	19
NL		52	1	33	8	15
AT		44	6	38	-7	18
PL		49	1	29	-2	22
PT		68	-15	15	-2	17
RO		50	1	36	-1	14
SI		52	1	42	-6	6
SK		40	-6	41	0	19
FI		60	4	40	-3	0
SE		64	2	35	5	1

## QA11.1 To what extent do you agree or disagree with each of the following statements?

## I understand how the EU works (%)

		Totally agree		Tend to agree		Tend to disagree		Totally disagree		Don't know	Total 'Agree'		Total 'Disagree'	
		Sp.2021	Diff. Sp.2021 - Win.20/21	Sp.2021	Diff. Sp.2021 - Win.20/21	Sp.2021	Diff. Sp.2021 - Win.20/21	Sp.2021	Diff. Sp.2021 - Win.20/21		Sp.2021	Diff. Sp.2021 - Win.20/21	Sp.2021	Diff. Sp.2021 - Win.20/21
EU27		15	-1	48	1	26	0	9	1	2	63	0	35	1
EURO AREA		14	-1	46	0	27	-1	11	2	2	60	-1	38	1
NON-EURO AREA		18	0	52	0	21	0	6	1	3	70	0	27	1
BE		12	-2	57	0	27	1	4	1	0	69	-2	31	2
BG		19	5	41	-1	19	-5	12	0	9	60	4	31	-5
CZ		12	0	48	-8	30	2	8	4	2	60	-8	38	6
DK		15	2	52	-6	24	-1	7	3	2	67	-4	31	2
DE		19	-5	50	2	23	2	6	1	2	69	-3	29	3
EE		12	-1	59	-3	26	4	3	0	0	71	-4	29	4
IE		11	-4	64	-2	23	6	2	0	0	75	-6	25	6
EL		17	2	43	-4	31	1	8	1	1	60	-2	39	2
ES		14	0	44	2	27	-2	13	1	2	58	2	40	-1
FR		11	0	43	5	27	-6	17	3	2	54	5	44	-3
HR		14	0	53	1	23	-4	7	1	3	67	1	30	-3
IT		9	0	41	0	33	-1	15	1	2	50	0	48	0
CY		24	8	45	-8	21	0	8	0	2	69	0	29	0
LV		12	3	55	-3	26	-4	5	2	2	67	0	31	-2
LT		15	-2	61	-4	21	5	3	1	0	76	-6	24	6
LU		18	-4	52	-2	24	2	4	2	2	70	-6	28	4
HU		15	0	42	-3	32	1	9	1	2	57	-3	41	2
MT		4	-4	49	3	30	4	10	2	7	53	-1	40	6
NL		15	-5	47	-6	30	9	8	3	0	62	-11	38	12
AT		17	0	48	0	22	-1	10	0	3	65	0	32	-1
PL		23	0	56	3	15	0	2	-1	4	79	3	17	-1
PT		14	2	52	-16	25	7	7	5	2	66	-14	32	12
RO		18	1	47	2	23	-2	8	-1	4	65	3	31	-3
SI		15	3	52	-6	25	-2	6	3	2	67	-3	31	1
SK		18	2	46	-4	22	-1	9	1	5	64	-2	31	0
FI		9	-2	59	-3	29	5	3	0	0	68	-5	32	5
SE		10	-8	65	2	22	6	3	0	0	75	-6	25	6





























**QA11.2** To what extent do you agree or disagree with each of the following statements?  
**(OUR COUNTRY) could better face the future outside the EU (%)**

		Totally agree		Tend to agree		Tend to disagree		Totally disagree		Don't know	Total 'Agree'		Total 'Disagree'	
		Sp.2021	Diff. Sp.2021 - Win.20/21	Sp.2021	Diff. Sp.2021 - Win.20/21	Sp.2021	Diff. Sp.2021 - Win.20/21	Sp.2021	Diff. Sp.2021 - Win.20/21	Sp.2021	Sp.2021	Diff. Sp.2021 - Win.20/21	Sp.2021	Diff. Sp.2021 - Win.20/21
EU27		10	1	18	0	28	-1	37	0	7	28	1	65	-1
EURO AREA		10	1	16	0	28	-1	39	0	7	26	1	67	-1
NON-EURO AREA		12	2	23	-1	28	-1	29	-1	8	35	1	57	-2
BE		5	-1	12	2	36	0	47	-1	0	17	1	83	-1
BG		12	2	16	-2	25	3	28	1	19	28	0	53	4
CZ		13	3	18	3	35	0	31	-9	3	31	6	66	-9
DK		7	0	13	-1	29	-6	49	5	2	20	-1	78	-1
DE		7	0	11	0	23	-1	54	2	5	18	0	77	1
EE		7	1	13	-2	37	2	43	-1	0	20	-1	80	1
IE		4	0	7	1	33	4	56	-5	0	11	1	89	-1
EL		16	3	17	-2	35	-1	25	-5	7	33	1	60	-6
ES		5	0	14	0	29	-1	46	2	6	19	0	75	1
FR		14	3	17	-1	28	0	31	0	10	31	2	59	0
HR		11	0	27	-3	33	-1	23	2	6	38	-3	56	1
IT		13	2	24	2	27	-3	25	-2	11	37	4	52	-5
CY		12	-4	15	-10	30	3	36	10	7	27	-14	66	13
LV		10	3	20	3	38	-3	28	-7	4	30	6	66	-10
LT		11	1	20	3	37	-2	32	-2	0	31	4	69	-4
LU		11	2	14	-3	30	3	44	-3	1	25	-1	74	0
HU		9	0	20	1	29	-3	36	1	6	29	1	65	-2
MT		5	-1	12	3	34	-9	39	11	10	17	2	73	2
NL		8	2	13	3	29	1	49	-6	1	21	5	78	-5
AT		13	-3	22	-1	30	-2	27	6	8	35	-4	57	4
PL		13	2	25	-3	25	0	28	1	9	38	-1	53	1
PT		5	-1	16	6	39	13	31	-27	9	21	5	70	-14
RO		15	4	27	1	28	-3	20	-3	10	42	5	48	-6
SI		17	4	21	-4	31	-3	27	-1	4	38	0	58	-4
SK		11	4	19	2	31	-5	29	-5	10	30	6	60	-10
FI		8	-2	19	3	39	0	34	-1	0	27	1	73	-1
SE		10	3	27	5	33	1	30	-8	0	37	8	63	-7































## QA11.3 To what extent do you agree or disagree with each of the following statements?





























## More decisions should be taken at EU level (%)

		Totally agree		Tend to agree		Tend to disagree		Totally disagree		Don't know	Total 'Agree'		Total 'Disagree'	
		Sp.2021	Diff. Sp.2021 - Win.20/21	Sp.2021	Diff. Sp.2021 - Win.20/21	Sp.2021	Diff. Sp.2021 - Win.20/21	Sp.2021	Diff. Sp.2021 - Win.20/21		Sp.2021	Diff. Sp.2021 - Win.20/21	Sp.2021	Diff. Sp.2021 - Win.20/21
EU27		21	0	38	0	23	-1	11	1	7	59	0	34	0
EURO AREA		21	-1	38	0	23	0	11	1	7	59	-1	34	1
NON-EURO AREA		19	1	37	-1	26	-2	11	1	7	56	0	37	-1
BE		24	-5	48	1	22	3	6	1	0	72	-4	28	4
BG		19	-3	35	3	18	-1	12	1	16	54	0	30	0
CZ		14	4	32	-3	35	-4	16	0	3	46	1	51	-4
DK		5	-1	27	-3	39	-5	24	4	5	32	-4	63	-1
DE		18	1	33	-2	29	1	14	1	6	51	-1	43	2
EE		11	0	45	-2	33	2	11	0	0	56	-2	44	2
IE		9	-1	37	-4	44	4	10	2	0	46	-5	54	6
EL		21	-4	38	-9	27	9	9	1	5	59	-13	36	10
ES		36	0	40	0	10	-2	4	0	10	76	0	14	-2
FR		19	-1	37	0	20	-2	13	2	11	56	-1	33	0
HR		22	1	45	-2	21	-3	6	1	6	67	-1	27	-2
IT		21	-2	43	3	19	0	11	1	6	64	1	30	1
CY		47	1	36	-3	7	0	2	-1	8	83	-2	9	-1
LV		19	6	42	-6	28	-4	7	0	4	61	0	35	-4
LT		14	-6	47	0	30	2	9	4	0	61	-6	39	6
LU		23	-3	44	-5	22	3	8	2	3	67	-8	30	5
HU		23	0	39	3	21	-6	10	3	7	62	3	31	-3
MT		13	-7	56	20	14	-8	4	0	13	69	13	18	-8
NL		16	0	38	0	28	-3	16	3	2	54	0	44	0
AT		16	2	28	2	32	-1	18	-3	6	44	4	50	-4
PL		20	2	39	-2	24	-2	8	1	9	59	0	32	-1
PT		28	-6	46	-9	15	5	1	0	10	74	-15	16	5
RO		27	2	42	1	18	-3	5	0	8	69	3	23	-3
SI		23	2	46	-6	23	0	6	2	2	69	-4	29	2
SK		15	1	26	-7	25	-6	26	9	8	41	-6	51	3
FI		4	-2	27	0	49	3	20	-1	0	31	-2	69	2
SE		4	-1	26	-2	44	1	26	3	0	30	-3	70	4

**QA12** Would you say that you are very optimistic, fairly optimistic, fairly pessimistic or very pessimistic about the future of the EU?  
(%)





























		Very optimistic		Fairly optimistic		Fairly pessimistic		Very pessimistic		Don't know	Total 'Optimistic'		Total 'Pessimistic'	
		Sp.2021	Diff. Sp.2021 - Sum.2020	Sp.2021	Diff. Sp.2021 - Sum.2020	Sp.2021	Diff. Sp.2021 - Sum.2020	Sp.2021	Diff. Sp.2021 - Sum.2020		Sp.2021	Diff. Sp.2021 - Sum.2020	Sp.2021	Diff. Sp.2021 - Sum.2020
EU27		8	2	58	4	26	-6	5	-1	3	66	6	31	-7
EURO AREA		7	2	58	6	27	-8	5	-1	3	65	8	32	-9
NON-EURO AREA		11	1	60	1	22	-3	5	0	2	71	2	27	-3
BE		5	2	58	1	31	-4	6	1	0	63	3	37	-3
BG		13	1	51	4	22	-9	7	-2	7	64	5	29	-11
CZ		8	1	55	5	28	-5	9	0	0	63	6	37	-5
DK		14	3	61	-1	19	-2	5	1	1	75	2	24	-1
DE		7	1	60	4	27	-5	4	-1	2	67	5	31	-6
EE		6	2	58	1	29	-3	7	0	0	64	3	36	-3
IE		18	5	67	-1	13	-3	2	-1	0	85	4	15	-4
EL		6	2	42	2	37	-3	12	-3	3	48	4	49	-6
ES		9	2	64	5	19	-8	3	0	5	73	7	22	-8
FR		5	2	48	2	35	-6	8	0	4	53	4	43	-6
HR		12	-2	63	3	18	-1	6	-1	1	75	1	24	-2
IT		8	5	59	13	27	-13	4	-6	2	67	18	31	-19
CY		8	2	52	5	27	-6	8	-3	5	60	7	35	-9
LV		8	0	53	-4	32	3	5	2	2	61	-4	37	5
LT		13	3	58	-7	24	3	5	3	0	71	-4	29	6
LU		8	2	56	9	30	-12	5	0	1	64	11	35	-12
HU		7	-1	61	3	26	-4	4	0	2	68	2	30	-4
MT		6	3	69	22	19	-10	2	-4	4	75	25	21	-14
NL		3	0	62	1	29	-3	5	1	1	65	1	34	-2
AT		15	6	46	3	28	0	7	-7	4	61	9	35	-7
PL		12	1	67	3	17	-4	2	-1	2	79	4	19	-5
PT		4	2	72	13	19	-16	1	-1	4	76	15	20	-17
RO		14	1	56	-2	22	-2	4	0	4	70	-1	26	-2
SI		9	0	62	0	25	0	3	-1	1	71	0	28	-1
SK		8	-1	52	-3	29	0	9	2	2	60	-4	38	2
FI		4	0	56	5	32	-4	8	-1	0	60	5	40	-5
SE		5	0	55	2	32	-3	8	2	0	60	2	40	-1

**QA13.1** In general, how satisfied are you with the measures taken to fight the coronavirus pandemic by ....?  
**The (NATIONALITY) government (%)**

		Very satisfied		Fairly satisfied		Not very satisfied		Not at all satisfied		Don't know	Total 'Satisfied'		Total 'Not satisfied'	
		Sp.2021	Diff. Sp.2021 - Win.20/21	Sp.2021	Diff. Sp.2021 - Win.20/21	Sp.2021	Diff. Sp.2021 - Win.20/21	Sp.2021	Diff. Sp.2021 - Win.20/21		Sp.2021	Diff. Sp.2021 - Win.20/21	Sp.2021	Diff. Sp.2021 - Win.20/21
EU27		11	3	42	7	31	-4	15	-6	1	53	10	46	-10
EURO AREA		10	3	43	7	31	-4	15	-6	1	53	10	46	-10
NON-EURO AREA		13	4	40	6	30	-3	14	-8	3	53	10	44	-11
BE		12	6	50	6	28	-6	10	-6	0	62	12	38	-12
BG		10	-1	40	4	32	-2	12	-4	6	50	3	44	-6
CZ		8	5	33	12	35	2	24	-19	0	41	17	59	-17
DK		49	12	36	-6	12	-3	3	-3	0	85	6	15	-6
DE		11	2	44	1	32	0	12	-3	1	55	3	44	-3
EE		8	5	53	11	30	-8	9	-8	0	61	16	39	-16
IE		18	9	49	5	20	-10	13	-4	0	67	14	33	-14
EL		10	0	33	4	35	2	22	-6	0	43	4	57	-4
ES		7	4	32	5	40	-3	20	-6	1	39	9	60	-9
FR		7	3	42	10	31	-3	18	-10	2	49	13	49	-13
HR		7	1	41	2	34	-4	17	1	1	48	3	51	-3
IT		11	4	43	11	31	-7	14	-6	1	54	15	45	-13
CY		19	5	40	1	27	-6	14	0	0	59	6	41	-6
LV		5	3	30	11	39	-5	25	-10	1	35	14	64	-15
LT		10	2	46	2	28	-5	16	1	0	56	4	44	-4
LU		35	18	49	-7	10	-11	6	0	0	84	11	16	-11
HU		19	6	42	3	27	-1	11	-8	1	61	9	38	-9
MT		25	9	44	7	23	-12	5	-4	3	69	16	28	-16
NL		17	4	57	-1	20	0	6	-3	0	74	3	26	-3
AT		17	6	44	8	25	-8	13	-6	1	61	14	38	-14
PL		10	5	43	12	29	-9	13	-10	5	53	17	42	-19
PT		3	-2	65	21	28	-10	3	-10	1	68	19	31	-20
RO		12	1	34	3	36	0	16	-5	2	46	4	52	-5
SI		10	1	28	6	35	4	27	-11	0	38	7	62	-7
SK		4	1	32	10	35	-6	28	-6	1	36	11	63	-12
FI		23	1	50	3	20	0	7	-4	0	73	4	27	-4
SE		15	6	49	-2	25	-2	11	-2	0	64	4	36	-4





























## QA13.2 In general, how satisfied are you with the measures taken to fight the coronavirus pandemic by ....?

## Regional and local authorities in (OUR COUNTRY) (%)

		Very satisfied		Fairly satisfied		Not very satisfied		Not at all satisfied		Don't know	Total 'Satisfied'		Total 'Not satisfied'	
		Sp.2021	Diff. Sp.2021 - Win.20/21	Sp.2021	Diff. Sp.2021 - Win.20/21	Sp.2021	Diff. Sp.2021 - Win.20/21	Sp.2021	Diff. Sp.2021 - Win.20/21		Sp.2021	Diff. Sp.2021 - Win.20/21	Sp.2021	Diff. Sp.2021 - Win.20/21
EU27		12	3	49	6	26	-5	10	-4	3	61	9	36	-9
EURO AREA		12	4	49	6	27	-4	10	-5	2	61	10	37	-9
NON-EURO AREA		15	4	49	5	25	-6	7	-4	4	64	9	32	-10
BE		15	8	53	2	24	-6	8	-4	0	68	10	32	-10
BG		11	-1	46	4	29	-2	9	-1	5	57	3	38	-3
CZ		8	6	50	4	27	-13	11	-1	4	58	10	38	-14
DK		49	15	39	-15	9	-1	2	0	1	88	0	11	-1
DE		15	3	51	4	24	-3	9	-2	1	66	7	33	-5
EE		7	3	57	10	28	-9	8	-4	0	64	13	36	-13
IE		16	8	50	-2	22	-6	12	0	0	66	6	34	-6
EL		9	3	38	6	37	-2	15	-8	1	47	9	52	-10
ES		9	6	47	10	33	-6	10	-8	1	56	16	43	-14
FR		9	4	52	8	22	-4	12	-8	5	61	12	34	-12
HR		9	2	41	3	35	-5	14	-1	1	50	5	49	-6
IT		12	4	40	3	33	-4	14	-2	1	52	7	47	-6
CY		18	3	45	5	24	-6	13	0	0	63	8	37	-6
LV		4	2	41	10	33	-15	18	-1	4	45	12	51	-16
LT		9	3	50	2	29	-5	12	0	0	59	5	41	-5
LU		31	15	51	-8	10	-11	4	0	4	82	7	14	-11
HU		20	8	48	-1	24	-4	7	-2	1	68	7	31	-6
MT		15	5	51	10	22	-13	2	-2	10	66	15	24	-15
NL		15	4	57	-4	18	2	5	-1	5	72	0	23	1
AT		22	6	47	4	20	-4	9	-5	2	69	10	29	-9
PL		13	4	54	12	22	-9	5	-7	6	67	16	27	-16
PT		3	-1	68	17	24	-13	3	-5	2	71	16	27	-18
RO		12	1	43	5	33	-1	10	-5	2	55	6	43	-6
SI		10	4	38	-1	32	-6	18	1	2	48	3	50	-5
SK		9	4	44	-2	27	-5	18	2	2	53	2	45	-3
FI		18	4	60	0	18	-3	4	-1	0	78	4	22	-4
SE		16	6	54	2	25	-4	5	-4	0	70	8	30	-8

## QA13.3 In general, how satisfied are you with the measures taken to fight the coronavirus pandemic by ....?





























## The European Union (%)

		Very satisfied		Fairly satisfied		Not very satisfied		Not at all satisfied		Don't know	Total 'Satisfied'		Total 'Not satisfied'	
		Sp.2021	Diff. Sp.2021 - Win.20/21	Sp.2021	Diff. Sp.2021 - Win.20/21	Sp.2021	Diff. Sp.2021 - Win.20/21	Sp.2021	Diff. Sp.2021 - Win.20/21		Sp.2021	Diff. Sp.2021 - Win.20/21	Sp.2021	Diff. Sp.2021 - Win.20/21
EU27		8	3	43	5	29	-4	12	-4	8	51	8	41	-8
EURO AREA		7	3	41	6	30	-5	14	-4	8	48	9	44	-9
NON-EURO AREA		11	3	49	2	25	-5	8	-1	7	60	5	33	-6
BE		8	4	45	10	33	-10	14	-4	0	53	14	47	-14
BG		16	4	43	0	20	-3	7	-2	14	59	4	27	-5
CZ		5	2	39	2	34	-7	16	-3	6	44	4	50	-10
DK		17	5	48	-8	22	-3	6	0	7	65	-3	28	-3
DE		5	1	35	6	34	-4	15	-6	11	40	7	49	-10
EE		5	3	47	7	37	-6	11	-4	0	52	10	48	-10
IE		13	6	59	10	21	-14	7	-2	0	72	16	28	-16
EL		7	4	33	5	39	-6	19	-4	2	40	9	58	-10
ES		8	4	42	2	33	1	9	-3	8	50	6	42	-2
FR		5	3	38	8	26	-7	16	-8	15	43	11	42	-15
HR		8	0	47	0	31	-1	10	0	4	55	0	41	-1
IT		9	3	43	3	27	-4	16	-2	5	52	6	43	-6
CY		13	3	45	6	28	-7	11	0	3	58	9	39	-7
LV		7	4	45	1	30	-11	12	0	6	52	5	42	-11
LT		12	3	57	-1	22	-2	9	0	0	69	2	31	-2
LU		8	5	40	6	32	-15	17	1	3	48	11	49	-14
HU		11	4	49	1	31	-3	7	-1	2	60	5	38	-4
MT		6	1	67	17	15	-17	3	0	9	73	18	18	-17
NL		5	1	46	7	32	-2	10	1	7	51	8	42	-1
AT		12	4	36	4	29	-2	19	-6	4	48	8	48	-8
PL		11	4	53	5	22	-6	5	-2	9	64	9	27	-8
PT		4	-4	66	8	22	-8	2	-2	6	70	4	24	-10
RO		14	3	45	-1	25	-2	10	0	6	59	2	35	-2
SI		9	4	42	-8	32	-3	14	4	3	51	-4	46	1
SK		6	2	34	-1	30	-4	21	-2	9	40	1	51	-6
FI		6	2	52	11	33	-8	9	-4	0	58	13	42	-12
SE		6	2	59	8	27	-4	7	-1	1	65	10	34	-5

## QA14 And what should the EU prioritise in its response to the coronavirus pandemic?

(%)





























(MAX. 3 ANSWERS)

		Ensure rapid access to safe and effective vaccines to all EU citizens		Invest more money to develop treatments and vaccines		Ensure the management and coordination of a stockpile of strategic medical equipment common to the EU Member States		Encourage the relocation of industries back to the EU from abroad		Enforce a stricter control of the EU's external borders for countries most affected by the pandemic	
		Sp.2021	Diff. Sp.2021 - Win.20/21	Sp.2021	Diff. Sp.2021 - Win.20/21	Sp.2021	Diff. Sp.2021 - Win.20/21	Sp.2021	Diff. Sp.2021 - Win.20/21	Sp.2021	Diff. Sp.2021 - Win.20/21
EU27		30	-6	26	1	17	2	17	3	19	1
EURO AREA		31	-6	27	1	17	2	18	3	20	1
NON-EURO AREA		27	-7	23	0	17	2	15	3	17	4
BE		27	-16	12	0	16	0	27	3	18	2
BG		23	-7	28	4	15	0	14	2	19	-1
CZ		35	-25	26	3	16	-1	20	4	25	9
DK		42	-3	23	1	16	2	11	0	16	-9
DE		33	-7	29	7	18	2	22	4	16	-2
EE		39	-5	19	2	20	0	21	5	28	7
IE		42	-11	17	1	13	1	9	2	20	-2
EL		21	-12	33	7	18	3	12	8	28	5
ES		33	1	31	-6	14	3	10	1	16	0
FR		27	-3	26	-1	16	3	24	0	24	-2
HR		27	-1	32	-5	17	5	9	-2	12	1
IT		32	-2	30	-2	17	2	14	4	20	6
CY		23	-8	35	1	18	3	6	1	25	4
LV		28	-12	16	5	17	2	14	4	24	1
LT		27	-9	22	3	21	5	12	1	28	4
LU		27	-12	13	0	17	2	23	-1	13	-2
HU		29	-5	20	-1	19	2	14	3	24	9
MT		36	-4	32	4	13	1	10	2	28	10
NL		32	-14	14	-5	25	-2	14	4	21	8
AT		29	-5	17	-3	19	3	24	3	26	0
PL		24	-7	22	-1	16	3	15	5	15	5
PT		43	2	53	41	10	1	4	-3	24	13
RO		19	-5	24	0	17	1	17	5	14	2
SI		26	-12	20	8	14	-1	15	-3	15	-5
SK		25	-17	27	-4	15	-1	13	4	31	6
FI		45	-16	20	4	21	5	11	0	34	2
SE		38	-2	14	-1	26	8	18	7	16	1

## QA14 And what should the EU prioritise in its response to the coronavirus pandemic?

(%)





























(MAX. 3 ANSWERS)

		Enable the EU Member States to support businesses and workers affected by the pandemic		Establish a European strategy for facing a similar crisis in the future		Encourage coordination and solidarity both between the EU Member States and with our neighbours		Coordinate possibilities for travel within the EU		Develop a European health policy	
		Sp.2021	Diff. Sp.2021 - Win.20/21	Sp.2021	Diff. Sp.2021 - Win.20/21	Sp.2021	Diff. Sp.2021 - Win.20/21	Sp.2021	Diff. Sp.2021 - Win.20/21	Sp.2021	Diff. Sp.2021 - Win.20/21
EU27		23	0	33	5	15	1	10	0	25	-2
EURO AREA		23	0	34	5	14	1	10	1	26	-2
NON-EURO AREA		24	0	31	5	15	1	12	1	22	-1
BE		17	-5	48	11	20	4	16	1	28	-1
BG		33	3	32	3	13	1	13	4	27	-2
CZ		19	-3	29	-3	15	0	12	5	18	3
DK		13	-4	45	3	17	3	11	-1	13	3
DE		15	-1	41	2	14	1	9	1	28	0
EE		28	-2	44	12	14	3	16	3	17	0
IE		25	-2	41	8	15	0	17	3	17	-1
EL		50	0	26	5	19	7	8	-1	31	2
ES		29	4	28	9	14	2	6	-2	25	-1
FR		17	-3	34	4	14	-1	9	2	26	-1
HR		36	7	25	3	18	5	10	0	28	-5
IT		30	7	28	6	13	0	9	-2	30	-3
CY		43	6	30	4	15	5	6	-4	32	-10
LV		26	-7	28	7	13	-1	19	5	22	-7
LT		20	-9	28	4	17	2	16	1	26	-2
LU		18	-5	42	-1	23	2	17	0	25	-2
HU		29	-1	28	5	14	4	15	5	27	-4
MT		24	-3	30	2	13	0	9	-1	24	-1
NL		18	-4	46	7	19	2	15	4	21	-4
AT		27	-1	31	11	16	2	15	2	17	-3
PL		25	-1	27	6	15	2	12	0	25	2
PT		33	-5	26	-8	9	-4	6	2	21	-10
RO		22	2	28	7	15	1	12	0	21	-8
SI		27	-2	31	3	17	2	20	6	26	-7
SK		20	-2	21	-1	15	5	20	1	17	-5
FI		19	0	40	10	15	1	14	-2	12	3
SE		15	-6	50	6	23	1	10	3	10	0

## QA14 And what should the EU prioritise in its response to the coronavirus pandemic?

(%)





























(MAX. 3 ANSWERS)

		Implement the EU recovery plan 'Next generation EU' for a sustainable and fair economy		Support a global response to coronavirus to ensure universal access to a vaccine or treatment		Other (SPONTANEOUS)		None (SPONTANEOUS)		Don't know
		Sp.2021	Diff. Sp.2021 - Win.20/21	Sp.2021	Diff. Sp.2021 - Win.20/21	Sp.2021	Diff. Sp.2021 - Win.20/21	Sp.2021	Diff. Sp.2021 - Win.20/21	
EU27		15	N.A	24	0	0	0	1	1	1
EURO AREA		15	N.A	24	1	0	0	1	1	1
NON-EURO AREA		15	N.A	24	-4	0	0	1	1	2
BE		26	N.A	19	3	0	0	0	0	0
BG		15	N.A	15	3	0	0	0	0	3
CZ		15	N.A	23	-2	0	0	0	0	0
DK		13	N.A	37	-4	0	0	0	0	2
DE		14	N.A	25	4	0	0	1	0	0
EE		6	N.A	23	0	0	0	0	0	0
IE		21	N.A	41	8	0	0	0	0	0
EL		15	N.A	21	6	0	0	1	1	0
ES		12	N.A	27	4	0	0	0	0	2
FR		12	N.A	22	1	0	0	1	1	3
HR		25	N.A	20	-1	0	0	0	0	0
IT		19	N.A	24	-4	0	0	1	1	1
CY		20	N.A	22	12	0	0	0	-1	0
LV		15	N.A	14	-1	0	0	0	0	4
LT		14	N.A	16	-3	0	0	0	0	0
LU		13	N.A	22	4	1	1	1	1	2
HU		13	N.A	24	-1	0	0	0	0	1
MT		16	N.A	26	5	1	1	0	0	2
NL		17	N.A	21	-1	0	0	1	1	0
AT		23	N.A	27	6	0	0	2	1	1
PL		17	N.A	22	-6	0	0	1	0	2
PT		10	N.A	39	11	0	0	0	0	1
RO		17	N.A	21	-2	1	0	1	1	3
SI		24	N.A	17	-2	0	0	1	1	1
SK		14	N.A	19	-2	0	0	3	3	2
FI		14	N.A	18	-1	0	0	0	0	0
SE		8	N.A	37	-11	0	0	0	0	0































**QA15** Thinking about EU's response to the coronavirus pandemic, to what extent do you trust or not the EU to make the right decisions in the future?

(%)

		Totally trust		Tend to trust		Tend not to trust		Do not trust at all		Don't know	Total 'Trust'		Total 'Not trust'	
		Sp.2021	Diff. Sp.2021 - Win.20/21	Sp.2021	Diff. Sp.2021 - Win.20/21	Sp.2021	Diff. Sp.2021 - Win.20/21	Sp.2021	Diff. Sp.2021 - Win.20/21		Sp.2021	Diff. Sp.2021 - Win.20/21	Sp.2021	Diff. Sp.2021 - Win.20/21
EU27		7	2	58	4	26	-4	6	-3	3	65	6	32	-7
EURO AREA		7	2	57	4	27	-4	7	-2	2	64	6	34	-6
NON-EURO AREA		7	0	62	4	23	-3	6	-1	2	69	4	29	-4
BE		5	1	58	7	30	-8	7	0	0	63	8	37	-8
BG		14	1	51	2	20	-6	7	1	8	65	3	27	-5
CZ		4	2	54	9	32	-10	10	-1	0	58	11	42	-11
DK		13	6	64	-2	18	-5	4	0	1	77	4	22	-5
DE		6	1	50	5	33	-3	8	-4	3	56	6	41	-7
EE		4	0	61	4	28	-3	7	-1	0	65	4	35	-4
IE		8	1	71	8	17	-8	4	0	0	79	9	21	-8
EL		5	1	44	4	36	-7	12	0	3	49	5	48	-7
ES		9	1	66	5	18	-5	3	-2	4	75	6	21	-7
FR		7	3	54	7	25	-6	11	-3	3	61	10	36	-9
HR		9	2	62	-2	21	-1	7	1	1	71	0	28	0
IT		6	4	61	3	27	-2	4	-3	2	67	7	31	-5
CY		12	7	55	-5	23	-1	7	-1	3	67	2	30	-2
LV		8	4	50	-7	31	-1	9	2	2	58	-3	40	1
LT		10	2	63	-1	20	-2	7	1	0	73	1	27	-1
LU		6	2	57	9	26	-12	10	0	1	63	11	36	-12
HU		10	3	66	-4	18	-1	5	2	1	76	-1	23	1
MT		4	-3	78	6	11	-3	3	1	4	82	3	14	-2
NL		5	1	59	-5	31	4	5	0	0	64	-4	36	4
AT		15	2	41	8	32	-4	10	-4	2	56	10	42	-8
PL		5	0	67	9	20	-7	4	-3	4	72	9	24	-10
PT		5	-5	80	1	12	2	1	0	2	85	-4	13	2
RO		9	-2	54	0	28	5	7	-2	2	63	-2	35	3
SI		8	2	51	1	32	-5	9	2	0	59	3	41	-3
SK		5	0	52	1	30	1	11	-2	2	57	1	41	-1
FI		5	2	63	5	27	-6	5	-1	0	68	7	32	-7
SE		3	-1	67	2	25	-1	5	0	0	70	1	30	-1





























**QA16.1** Thinking about the consequences of the coronavirus pandemic, to what extent do you agree or disagree with the following statements?

**The coronavirus pandemic has serious financial consequences for you personally (%)**

		Totally agree		Tend to agree		Tend to disagree		Totally disagree		Don't know	Total 'Agree'		Total 'Disagree'		
		Sp.2021	Diff. Sp.2021 - Win.20/21	Sp.2021	Diff. Sp.2021 - Win.20/21	Sp.2021	Diff. Sp.2021 - Win.20/21	Sp.2021	Diff. Sp.2021 - Win.20/21		Sp.2021	Sp.2021	Diff. Sp.2021 - Win.20/21	Sp.2021	Diff. Sp.2021 - Win.20/21
EU27		15	-2	26	0	30	-1	28	4	1	41	-2	58	3	
EURO AREA		14	-3	24	0	30	-1	31	5	1	38	-3	61	4	
NON-EURO AREA		18	0	32	-2	30	0	18	2	2	50	-2	48	2	
BE		9	-1	20	-3	43	-2	28	6	0	29	-4	71	4	
BG		23	-3	33	-2	27	1	12	4	5	56	-5	39	5	
CZ		11	2	24	0	41	-8	23	5	1	35	2	64	-3	
DK		5	1	9	-6	25	-14	60	18	1	14	-5	85	4	
DE		6	-3	14	3	26	-5	53	6	1	20	0	79	1	
EE		8	0	21	-9	46	2	25	7	0	29	-9	71	9	
IE		14	-2	29	-3	42	2	15	3	0	43	-5	57	5	
EL		43	1	33	-3	19	1	5	1	0	76	-2	24	2	
ES		20	-5	27	0	34	0	18	6	1	47	-5	52	6	
FR		12	-2	19	0	26	-5	41	8	2	31	-2	67	3	
HR		20	-5	34	-6	30	0	15	10	1	54	-11	45	10	
IT		20	-1	38	-3	30	3	10	2	2	58	-4	40	5	
CY		44	1	21	-5	19	-2	15	5	1	65	-4	34	3	
LV		10	-3	28	-4	38	-5	22	10	2	38	-7	60	5	
LT		13	-4	35	-1	40	2	12	3	0	48	-5	52	5	
LU		6	-1	15	-7	41	-7	37	14	1	21	-8	78	7	
HU		25	-2	40	2	25	-2	9	2	1	65	0	34	0	
MT		9	-5	36	-1	32	-2	19	8	4	45	-6	51	6	
NL		5	1	9	-1	30	-3	55	2	1	14	0	85	-1	
AT		15	-8	24	4	33	0	26	4	2	39	-4	59	4	
PL		17	0	38	-2	33	3	10	1	2	55	-2	43	4	
PT		28	2	37	-5	29	2	4	-1	2	65	-3	33	1	
RO		27	1	36	0	27	4	8	-5	2	63	1	35	-1	
SI		16	-1	25	-6	35	-5	24	12	0	41	-7	59	7	
SK		23	-2	37	-4	27	-1	11	5	2	60	-6	38	4	
FI		4	-2	15	-3	57	-2	24	7	0	19	-5	81	5	
SE		4	-1	15	-3	30	4	51	0	0	19	-4	81	4	





























**QA16.2** Thinking about the consequences of the coronavirus pandemic, to what extent do you agree or disagree with the following statements?

**The coronavirus pandemic has serious economic consequences for (OUR COUNTRY) (%)**





























		Totally agree		Tend to agree		Tend to disagree		Totally disagree		Don't know	Total 'Agree'		Total 'Disagree'		
		Sp.2021	Diff. Sp.2021 - Win.20/21	Sp.2021	Diff. Sp.2021 - Win.20/21	Sp.2021	Diff. Sp.2021 - Win.20/21	Sp.2021	Diff. Sp.2021 - Win.20/21		Sp.2021	Sp.2021	Diff. Sp.2021 - Win.20/21	Sp.2021	Diff. Sp.2021 - Win.20/21
EU27		53	-10	37	7	8	3	1	0	1	90	-3	9	3	
EURO AREA		55	-10	36	7	7	3	1	0	1	91	-3	8	3	
NON-EURO AREA		48	-8	40	6	9	2	2	0	1	88	-2	11	2	
BE		41	-15	50	9	8	5	1	1	0	91	-6	9	6	
BG		62	1	30	-2	3	0	2	1	3	92	-1	5	1	
CZ		64	-11	30	7	5	3	1	1	0	94	-4	6	4	
DK		39	-10	43	2	15	6	2	1	1	82	-8	17	7	
DE		45	-9	40	4	13	5	1	0	1	85	-5	14	5	
EE		26	-10	53	-1	20	10	1	1	0	79	-11	21	11	
IE		60	-8	37	7	3	1	0	0	0	97	-1	3	1	
EL		85	-4	15	5	0	-1	0	0	0	100	1	0	-1	
ES		76	0	22	0	2	1	0	-1	0	98	0	2	0	
FR		56	-11	38	9	3	2	1	0	2	94	-2	4	2	
HR		62	-3	31	1	5	1	1	0	1	93	-2	6	1	
IT		59	-7	34	7	4	0	2	0	1	93	0	6	0	
CY		87	-2	11	1	1	0	0	0	1	98	-1	1	0	
LV		54	-6	38	4	6	1	1	0	1	92	-2	7	1	
LT		38	-14	50	9	11	5	1	0	0	88	-5	12	5	
LU		22	-9	46	-8	27	12	3	3	2	68	-17	30	15	
HU		48	-9	42	7	8	2	1	0	1	90	-2	9	2	
MT		51	2	40	-2	4	0	1	1	4	91	0	5	1	
NL		25	-34	49	13	22	17	3	3	1	74	-21	25	20	
AT		45	-17	36	7	13	8	4	1	2	81	-10	17	9	
PL		45	-7	43	5	8	1	2	0	2	88	-2	10	1	
PT		69	-19	30	18	0	0	0	0	1	99	-1	0	0	
RO		45	-6	36	6	15	1	2	0	2	81	0	17	1	
SI		56	-4	35	1	7	1	1	1	1	91	-3	8	2	
SK		62	-3	34	1	2	0	1	1	1	96	-2	3	1	
FI		32	-11	58	7	10	5	0	-1	0	90	-4	10	4	
SE		35	-19	54	15	10	3	1	1	0	89	-4	11	4	

**QA16.3** Thinking about the consequences of the coronavirus pandemic, to what extent do you agree or disagree with the following statements?





























**The EU should be given the means to better deal in the future with crises, such as the coronavirus pandemic (%)**

		Totally agree		Tend to agree		Tend to disagree		Totally disagree		Don't know	Total 'Agree'		Total 'Disagree'	
		Sp.2021	Diff. Sp.2021 - Win.20/21	Sp.2021	Diff. Sp.2021 - Win.20/21	Sp.2021	Diff. Sp.2021 - Win.20/21	Sp.2021	Diff. Sp.2021 - Win.20/21		Sp.2021	Diff. Sp.2021 - Win.20/21	Sp.2021	Diff. Sp.2021 - Win.20/21
EU27		40	-3	43	2	9	0	4	1	4	83	-1	13	1
EURO AREA		41	-3	43	3	8	-1	4	1	4	84	0	12	0
NON-EURO AREA		39	-1	43	-1	11	1	3	0	4	82	-2	14	1
BE		35	-2	53	4	10	-1	2	-1	0	88	2	12	-2
BG		55	-2	34	1	2	0	2	1	7	89	-1	4	1
CZ		32	3	45	-6	14	-1	6	1	3	77	-3	20	0
DK		25	1	50	-5	16	-1	6	2	3	75	-4	22	1
DE		35	-2	43	2	11	-1	6	0	5	78	0	17	-1
EE		27	-4	56	1	13	3	4	0	0	83	-3	17	3
IE		40	-4	51	4	7	-1	2	1	0	91	0	9	0
EL		73	-3	25	4	1	-1	0	0	1	98	1	1	-1
ES		49	-1	36	-1	7	1	2	1	6	85	-2	9	2
FR		37	-7	45	6	7	0	6	1	5	82	-1	13	1
HR		52	-6	40	5	6	1	1	0	1	92	-1	7	1
IT		40	-6	47	6	7	0	3	1	3	87	0	10	1
CY		79	1	18	-1	1	-1	0	0	2	97	0	1	-1
LV		28	4	50	-3	13	-6	5	1	4	78	1	18	-5
LT		37	-6	53	4	7	1	3	1	0	90	-2	10	2
LU		33	-8	50	1	12	5	3	0	2	83	-7	15	5
HU		43	-4	43	0	10	2	2	1	2	86	-4	12	3
MT		54	1	36	-1	2	0	0	0	8	90	0	2	0
NL		29	-8	51	6	14	1	5	1	1	80	-2	19	2
AT		37	1	34	-1	15	0	8	0	6	71	0	23	0
PL		39	3	45	-2	9	1	2	-2	5	84	1	11	-1
PT		60	-10	38	9	1	0	0	0	1	98	-1	1	0
RO		39	-5	38	3	16	1	3	1	4	77	-2	19	2
SI		45	7	39	-15	11	4	3	2	2	84	-8	14	6
SK		48	-1	42	-2	4	-1	2	1	4	90	-3	6	0
FI		26	-1	61	1	10	0	3	0	0	87	0	13	0
SE		29	-6	51	2	14	3	6	1	0	80	-4	20	4

**QA17** When do you think (OUR COUNTRY)'s economy will recover from the impact of the coronavirus pandemic? (%)





























		It has already recovered		In 2021		In 2022		In 2023 or later		Never		Don't know
		Sp.2021	Diff. Sp.2021 - Wtn.20/21	Sp.2021	Diff. Sp.2021 - Wtn.20/21	Sp.2021	Diff. Sp.2021 - Wtn.20/21	Sp.2021	Diff. Sp.2021 - Wtn.20/21	Sp.2021	Diff. Sp.2021 - Wtn.20/21	
EU27		2	1	4	-1	23	0	60	-1	8	0	3
EURO AREA		2	2	4	0	22	-1	63	-1	7	0	2
NON-EURO AREA		2	0	4	-3	26	1	53	1	11	-1	4
BE		2	2	4	1	19	3	66	-7	8	0	1
BG		1	1	3	-4	18	-7	55	9	13	1	10
CZ		1	1	1	0	16	6	67	-12	15	5	0
DK		4	4	3	1	19	1	69	-7	3	0	2
DE		3	3	4	0	25	-4	60	0	6	1	2
EE		4	4	6	3	26	3	58	-11	6	1	0
IE		1	1	3	0	20	-3	70	0	6	2	0
EL		0	0	2	0	19	0	67	-1	8	-2	4
ES		1	1	2	-3	17	-2	75	5	2	-1	3
FR		1	1	2	-1	12	-2	70	1	12	1	3
HR		0	0	1	-5	16	-4	59	2	22	6	2
IT		1	1	4	-2	29	-1	57	4	6	-1	3
CY		1	1	1	-2	14	-9	71	8	6	0	7
LV		2	1	3	2	13	-6	61	-1	19	2	2
LT		7	6	5	-1	20	-3	56	-5	12	3	0
LU		5	3	6	0	28	3	58	-5	3	-1	0
HU		2	2	6	-5	27	-2	49	1	13	3	3
MT		1	0	1	-3	24	-8	66	12	3	1	5
NL		3	3	13	9	34	4	47	-17	2	0	1
AT		6	4	11	4	25	-2	40	-10	13	3	5
PL		1	0	4	-2	31	3	48	3	10	-6	6
PT		0	0	1	0	12	1	73	-9	9	3	5
RO		2	-5	6	-5	26	2	47	3	13	1	6
SI		3	2	2	-1	14	-6	66	1	14	3	1
SK		1	1	3	-1	18	-4	54	-5	22	8	2
FI		1	0	4	0	27	4	62	-3	6	-1	0
SE		4	3	6	1	31	0	56	-4	3	0	0

**QA18** The EU has designed a recovery plan of 750 billion euros, NextGenerationEU, to support the economy through grants and loans. How effective or not do you think that this measure is to respond to the economic effects of the coronavirus pandemic?  
(%)





























		Very effective		Fairly effective		Not very effective		Not at all effective		Don't know	Total 'Effective'		Total 'Not effective'	
		Sp.2021	Diff. Sp.2021 - Win.20/21	Sp.2021	Diff. Sp.2021 - Win.20/21	Sp.2021	Diff. Sp.2021 - Win.20/21	Sp.2021	Diff. Sp.2021 - Win.20/21		Sp.2021	Diff. Sp.2021 - Win.20/21	Sp.2021	Diff. Sp.2021 - Win.20/21
EU27		8	1	49	1	29	-2	6	-1	8	57	2	35	-3
EURO AREA		7	0	48	2	30	-2	6	-1	9	55	2	36	-3
NON-EURO AREA		10	1	54	1	25	-3	5	0	6	64	2	30	-3
BE		6	3	55	-1	34	-3	4	1	1	61	2	38	-2
BG		13	0	45	-2	21	-1	5	-1	16	58	-2	26	-2
CZ		4	1	55	3	32	-6	7	1	2	59	4	39	-5
DK		5	2	56	-4	30	-2	4	0	5	61	-2	34	-2
DE		6	0	43	1	32	-3	7	0	12	49	1	39	-3
EE		3	-1	58	1	32	-1	7	1	0	61	0	39	0
IE		9	1	66	-3	22	1	3	1	0	75	-2	25	2
EL		10	0	40	-3	34	-3	8	0	8	50	-3	42	-3
ES		6	0	51	5	32	-3	5	-1	6	57	5	37	-4
FR		4	1	44	2	27	-3	8	-1	17	48	3	35	-4
HR		15	0	54	1	24	-1	5	0	2	69	1	29	-1
IT		12	0	55	1	24	2	4	-3	5	67	1	28	-1
CY		15	0	47	0	25	-5	4	1	9	62	0	29	-4
LV		4	1	39	-5	43	-2	8	1	6	43	-4	51	-1
LT		5	1	51	2	36	-4	8	1	0	56	3	44	-3
LU		6	1	54	3	29	-10	5	1	6	60	4	34	-9
HU		11	4	56	2	24	-8	5	1	4	67	6	29	-7
MT		17	2	68	0	9	-1	0	-1	6	85	2	9	-2
NL		3	0	55	-6	34	8	5	1	3	58	-6	39	9
AT		18	4	41	1	24	-2	6	-3	11	59	5	30	-5
PL		12	1	61	5	18	-5	3	-2	6	73	6	21	-7
PT		2	-1	51	4	31	-16	5	2	11	53	3	36	-14
RO		14	0	43	-3	28	2	6	-1	9	57	-3	34	1
SI		8	2	46	-6	37	-1	5	2	4	54	-4	42	1
SK		12	-2	41	-3	30	1	11	2	6	53	-5	41	3
FI		3	1	39	-1	42	2	16	-1	0	42	0	58	1
SE		2	-1	50	-3	41	5	6	1	1	52	-4	47	6

**QA19** Thinking about the restriction measures taken by the public authorities in (OUR COUNTRY) to fight the coronavirus and its effects, would you say that they were...

(%)





























		Absolutely justified		Somewhat justified		Not very justified		Not at all justified		Don't know	Total 'Justified'		Total 'Not justified'	
		Sp.2021	Diff. Sp.2021 - Win.20/21	Sp.2021	Diff. Sp.2021 - Win.20/21	Sp.2021	Diff. Sp.2021 - Win.20/21	Sp.2021	Diff. Sp.2021 - Win.20/21		Sp.2021	Diff. Sp.2021 - Win.20/21	Sp.2021	Diff. Sp.2021 - Win.20/21
EU27		27	0	47	1	19	0	6	-1	1	74	1	25	-1
EURO AREA		29	1	47	1	17	-1	6	-1	1	76	2	23	-2
NON-EURO AREA		20	-1	48	2	23	-1	7	-1	2	68	1	30	-2
BE		29	-2	46	0	20	2	5	0	0	75	-2	25	2
BG		19	-5	48	4	23	-1	6	0	4	67	-1	29	-1
CZ		20	-4	43	-1	27	3	10	2	0	63	-5	37	5
DK		44	5	44	-1	9	-3	2	-2	1	88	4	11	-5
DE		36	-2	47	1	12	1	5	0	0	83	-1	17	1
EE		39	1	44	1	12	-2	5	0	0	83	2	17	-2
IE		45	-12	38	7	12	4	5	1	0	83	-5	17	5
EL		15	-6	40	4	30	0	14	1	1	55	-2	44	1
ES		34	3	43	-1	16	-2	5	-1	2	77	2	21	-3
FR		21	4	48	3	21	-5	8	-2	2	69	7	29	-7
HR		18	-1	51	-3	22	2	9	2	0	69	-4	31	4
IT		24	0	52	-1	19	3	4	-2	1	76	-1	23	1
CY		33	5	39	-2	19	-2	9	-1	0	72	3	28	-3
LV		15	5	38	5	29	-8	17	-3	1	53	10	46	-11
LT		22	-2	45	-1	21	1	12	2	0	67	-3	33	3
LU		35	9	47	-4	13	-6	5	1	0	82	5	18	-5
HU		24	4	55	-2	18	-2	3	0	0	79	2	21	-2
MT		36	11	52	0	10	-8	2	-3	0	88	11	12	-11
NL		43	4	44	-3	10	0	3	-1	0	87	1	13	-1
AT		28	1	37	-1	22	0	12	1	1	65	0	34	1
PL		11	0	55	7	24	-5	8	-3	2	66	7	32	-8
PT		11	-18	66	17	17	-2	4	1	2	77	-1	21	-1
RO		10	-4	44	-2	32	1	12	4	2	54	-6	44	5
SI		14	1	32	4	38	-1	15	-5	1	46	5	53	-6
SK		13	-1	46	1	27	1	12	-2	2	59	0	39	-1
FI		46	-7	40	6	10	1	4	0	0	86	-1	14	1
SE		60	0	31	1	7	0	2	-1	0	91	1	9	-1

**QA20** Thinking about the measures taken to fight the coronavirus pandemic, in particular the confinement measures, would you say that it is an experience easy or difficult to cope with? An experience...  
(%)

		Very easy to cope with, and even an improvement to your daily life		Fairly easy to cope with		Both easy and difficult to cope with		Fairly difficult to cope with		Very difficult to cope with, and even endangering your mental and physical health conditions		Not applicable (SPONTANEOUS)		Don't know		Total 'Easy'		Total 'Difficult'	
		Sp.2021	Diff. Sp.2021 - Win.20/21	Sp.2021	Diff. Sp.2021 - Win.20/21	Sp.2021	Diff. Sp.2021 - Win.20/21	Sp.2021	Diff. Sp.2021 - Win.20/21	Sp.2021	Diff. Sp.2021 - Win.20/21	Sp.2021	Diff. Sp.2021 - Win.20/21	Sp.2021	Diff. Sp.2021 - Win.20/21	Sp.2021	Diff. Sp.2021 - Win.20/21	Sp.2021	Diff. Sp.2021 - Win.20/21
EU27		6	2	29	4	30	-1	26	-3	9	-2	0	0	0	0	35	6	35	-5
EURO AREA		6	1	30	5	28	-2	27	-2	9	-2	0	0	0	0	36	6	36	-4
NON-EURO AREA		4	0	26	1	36	2	25	-2	9	-1	0	0	0	0	30	1	34	-3
BE		10	4	32	7	35	-6	15	-6	8	1	0	0	0	0	42	11	23	-5
BG		4	2	24	-1	38	7	26	-7	8	-1	0	0	0	0	28	1	34	-8
CZ		4	1	36	1	37	-1	17	1	6	-2	0	0	0	0	40	2	23	-1
DK		9	5	45	10	30	-8	11	-4	5	-3	0	0	0	0	54	15	16	-7
DE		8	1	38	6	29	-3	18	-2	7	-2	0	0	0	0	46	7	25	-4
EE		13	4	42	-4	28	-2	13	3	4	-1	0	0	0	0	55	0	17	2
IE		6	3	20	5	40	-1	18	-6	16	-1	0	0	0	0	26	8	34	-7
EL		1	0	10	-6	23	0	43	7	23	-1	0	0	0	0	11	-6	66	6
ES		2	0	36	7	32	5	24	-12	6	0	0	0	0	0	38	7	30	-12
FR		7	2	27	3	31	0	25	-2	10	-3	0	0	0	0	34	5	35	-5
HR		2	0	17	1	37	-3	31	1	13	1	0	0	0	0	19	1	44	2
IT		3	2	17	5	26	2	43	-5	11	-4	0	0	0	0	20	7	54	-9
CY		4	1	27	3	24	1	28	-8	16	2	0	0	1	0	31	4	44	-6
LV		8	0	34	1	33	-3	18	3	7	-1	0	0	0	0	42	1	25	2
LT		7	2	31	5	37	-3	17	-2	8	-2	0	0	0	0	38	7	25	-4
LU		11	4	29	9	35	-9	17	-2	8	-2	0	0	0	0	40	13	25	-4
HU		2	-1	24	-5	32	4	28	0	13	3	1	-1	0	0	26	-6	41	3
MT		6	-2	12	-3	30	-6	40	11	11	-1	0	0	1	0	18	-5	51	10
NL		16	8	52	0	18	-9	11	2	3	-1	0	0	0	0	68	8	14	1
AT		5	0	25	6	32	-1	27	1	11	-6	0	0	0	0	30	6	38	-5
PL		2	-1	23	3	38	5	28	-5	9	-2	0	0	0	0	25	2	37	-7
PT		1	-1	11	3	16	-20	56	23	16	-5	0	0	0	0	12	2	72	18
RO		3	-5	21	3	35	2	32	4	9	-4	0	0	0	0	24	-2	41	0
SI		4	-1	23	1	30	-1	28	6	15	-5	0	0	0	0	27	0	43	1
SK		2	0	17	2	37	3	31	-5	13	0	0	0	0	0	19	2	44	-5
FI		19	3	49	-1	22	-3	7	0	3	1	0	0	0	0	68	2	10	1
SE		11	5	40	5	33	-6	11	-4	5	0	0	0	0	0	51	10	16	-4































**QA21** When would you like to get vaccinated against COVID-19 (coronavirus)?  
(%)

		I have already been vaccinated		As soon as possible		Some time in 2021		Later		Never		Don't know	Total 'As soon as possible/ I have already been vaccinated'	
		Sp.2021	Diff. Sp.2021 - Win.20/21	Sp.2021	Diff. Sp.2021 - Win.20/21	Sp.2021	Diff. Sp.2021 - Win.20/21	Sp.2021	Diff. Sp.2021 - Win.20/21	Sp.2021	Diff. Sp.2021 - Win.20/21		Sp.2021	Diff. Sp.2021 - Win.20/21
EU27		54	51	15	-27	9	-11	11	-10	10	-2	1	69	24
EURO AREA		57	55	16	-30	8	-11	10	-10	8	-3	1	73	25
NON-EURO AREA		43	40	12	-19	14	-8	14	-12	14	-2	3	55	21
BE		74	72	12	-44	3	-17	5	-9	6	-2	0	86	28
BG		20	19	11	-7	12	-9	27	-5	26	4	4	31	12
CZ		60	59	6	-42	6	-13	11	-7	17	3	0	66	17
DK		60	55	23	-45	10	-11	3	-1	3	1	1	83	10
DE		60	57	16	-37	7	-11	8	-7	8	-1	1	76	20
EE		67	63	5	-43	7	-11	9	-7	12	-2	0	72	20
IE		63	59	24	-46	5	-7	3	-7	4	0	1	87	13
EL		47	45	5	-30	12	-9	21	-8	13	0	2	52	15
ES		57	56	28	-26	6	-14	5	-12	3	-3	1	85	30
FR		52	51	11	-20	8	-8	13	-14	15	-7	1	63	31
HR		39	38	7	-12	11	-16	20	-10	22	0	1	46	26
IT		57	55	16	-25	9	-16	13	-10	4	-2	1	73	30
CY		53	50	3	-10	6	-10	19	-21	16	-10	3	56	40
LV		45	43	4	-29	10	-10	16	-6	24	1	1	49	14
LT		60	59	4	-34	8	-13	10	-11	18	-1	0	64	25
LU		68	67	13	-38	5	-14	6	-13	8	-2	0	81	29
HU		58	57	5	-18	10	-17	11	-20	15	-2	1	63	39
MT		80	74	7	-44	7	-16	3	-12	3	-1	0	87	30
NL		75	71	12	-52	2	-15	4	-5	7	1	0	87	19
AT		42	40	18	-12	13	-7	11	-13	15	-5	1	60	28
PL		43	40	9	-14	18	-4	15	-14	13	-7	2	52	26
PT		54	49	26	-22	11	-14	6	-11	3	-2	0	80	27
RO		24	19	13	-5	18	-5	21	-15	15	-1	9	37	14
SI		47	47	6	-33	6	-12	16	-5	24	3	1	53	14
SK		36	32	9	-25	13	-9	21	-2	19	3	2	45	7
FI		69	69	14	-47	7	-17	4	-5	6	0	0	83	22
SE		57	54	27	-41	8	-11	3	-3	5	1	0	84	13

## QA21.2 When would you like to get vaccinated against COVID-19 (coronavirus)?





























(%)

(RESPONDENTS AGED 18 YEARS OLD AND OVER)

		I have already been vaccinated		As soon as possible		Some time in 2021		Later		Never		Don't know	Total 'As soon as possible/ I have already been vaccinated'	
		Sp.2021	Diff. Sp.2021 - Win.20/21	Sp.2021	Diff. Sp.2021 - Win.20/21	Sp.2021	Diff. Sp.2021 - Win.20/21	Sp.2021	Diff. Sp.2021 - Win.20/21	Sp.2021	Diff. Sp.2021 - Win.20/21		Sp.2021	Diff. Sp.2021 - Win.20/21
EU27		55	52	15	-27	9	-11	10	-11	10	-2	1	70	25
EURO AREA		59	57	16	-30	7	-12	9	-11	8	-3	1	75	27
NON-EURO AREA		44	41	11	-20	14	-8	14	-12	14	-2	3	55	21
BE		74	72	12	-45	3	-18	5	-8	6	-1	0	86	27
BG		21	20	11	-7	13	-8	25	-7	26	4	4	32	13
CZ		61	60	6	-42	6	-13	11	-7	16	2	0	67	18
DK		61	56	23	-45	9	-12	3	-1	3	1	1	84	11
DE		61	58	16	-37	7	-11	8	-7	8	-1	0	77	21
EE		67	63	5	-44	7	-10	9	-7	12	-2	0	72	19
IE		63	60	24	-47	5	-7	3	-7	4	0	1	87	13
EL		48	46	5	-31	12	-8	20	-9	13	0	2	53	15
ES		59	58	27	-28	6	-13	4	-13	3	-3	1	86	30
FR		54	52	9	-22	8	-8	12	-14	15	-7	2	63	30
HR		39	38	6	-13	11	-16	20	-11	22	1	2	45	25
IT		59	57	16	-26	9	-15	12	-11	4	-2	0	75	31
CY		56	53	3	-11	6	-10	16	-23	17	-9	2	59	42
LV		46	44	4	-29	10	-10	15	-7	24	1	1	50	15
LT		60	59	4	-34	8	-13	10	-11	18	-1	0	64	25
LU		69	68	13	-39	4	-14	6	-13	8	-2	0	82	29
HU		60	59	4	-19	10	-17	11	-19	14	-3	1	64	40
MT		83	77	6	-45	5	-18	3	-11	3	-2	0	89	32
NL		76	72	11	-53	2	-15	4	-5	7	1	0	87	19
AT		43	41	18	-13	13	-7	11	-13	14	-6	1	61	28
PL		44	41	9	-14	18	-4	14	-15	13	-7	2	53	27
PT		56	51	25	-23	10	-15	6	-11	2	-3	1	81	28
RO		25	20	12	-6	18	-6	21	-14	15	-1	9	37	14
SI		48	48	6	-33	5	-13	16	-5	24	3	1	54	15
SK		37	33	8	-26	14	-7	20	-3	19	2	2	45	7
FI		69	69	14	-47	7	-17	4	-5	6	0	0	83	22
SE		58	55	27	-40	8	-12	3	-3	4	0	0	85	15





























**QB1.1** To what extent do you agree or disagree with each of the following statements.

**The interests of (OUR COUNTRY) are well taken into account in the EU (%)**

		Totally agree		Tend to agree		Tend to disagree		Totally disagree		Don't know	Total 'Agree'		Total 'Disagree'	
		Sp.2021	Diff. Sp.2021 - Win.20/21	Sp.2021	Diff. Sp.2021 - Win.20/21	Sp.2021	Diff. Sp.2021 - Win.20/21	Sp.2021	Diff. Sp.2021 - Win.20/21		Sp.2021	Diff. Sp.2021 - Win.20/21	Sp.2021	Diff. Sp.2021 - Win.20/21
EU27		16	2	44	1	25	-2	9	0	6	60	3	34	-2
EURO AREA		17	3	45	2	24	-3	8	-1	6	62	5	32	-4
NON-EURO AREA		16	2	41	-2	27	-1	10	1	6	57	0	37	0
BE		9	0	61	-2	27	1	2	0	1	70	-2	29	1
BG		16	4	32	2	26	-3	16	-2	10	48	6	42	-5
CZ		9	3	38	-3	37	-5	12	1	4	47	0	49	-4
DK		15	4	53	-3	21	-7	7	2	4	68	1	28	-5
DE		25	2	48	3	17	-3	5	-1	5	73	5	22	-4
EE		4	-2	46	-1	41	1	9	2	0	50	-3	50	3
IE		16	0	61	0	19	-1	4	1	0	77	0	23	0
EL		12	5	21	1	40	-8	25	0	2	33	6	65	-8
ES		19	2	44	3	24	-2	5	-2	8	63	5	29	-4
FR		14	6	45	3	20	-4	8	-3	13	59	9	28	-7
HR		15	1	43	-3	29	0	7	-1	6	58	-2	36	-1
IT		13	0	42	2	28	-3	13	2	4	55	2	41	-1
CY		11	6	25	4	36	-5	23	-6	5	36	10	59	-11
LV		6	0	36	1	42	-4	13	0	3	42	1	55	-4
LT		6	-1	53	3	32	-6	9	4	0	59	2	41	-2
LU		13	1	56	-4	21	-4	4	1	6	69	-3	25	-3
HU		22	0	39	-5	22	-1	13	5	4	61	-5	35	4
MT		16	2	51	7	20	-5	3	-1	10	67	9	23	-6
NL		11	2	50	-5	30	5	7	2	2	61	-3	37	7
AT		19	4	41	6	25	-4	10	-7	5	60	10	35	-11
PL		19	2	43	0	22	-2	8	1	8	62	2	30	-1
PT		14	8	66	10	13	-23	1	-1	6	80	18	14	-24
RO		15	-1	36	-1	33	4	10	-1	6	51	-2	43	3
SI		7	4	31	-2	46	-5	12	-1	4	38	2	58	-6
SK		14	5	34	0	27	-7	19	1	6	48	5	46	-6
FI		3	-1	39	0	42	2	16	-1	0	42	-1	58	1
SE		6	-1	52	-5	31	5	11	3	0	58	-6	42	8





























**QB1.2** To what extent do you agree or disagree with each of the following statements.

**EU citizens' voice should be more taken into account for decisions relating to the future of Europe (%)**

		Totally agree		Tend to agree		Tend to disagree		Totally disagree		Don't know	Total 'Agree'		Total 'Disagree'	
		Sp.2021	Diff. Sp.2021 - Win.20/21	Sp.2021	Diff. Sp.2021 - Win.20/21	Sp.2021	Diff. Sp.2021 - Win.20/21	Sp.2021	Diff. Sp.2021 - Win.20/21		Sp.2021	Diff. Sp.2021 - Win.20/21	Sp.2021	Diff. Sp.2021 - Win.20/21
EU27		46	2	43	0	7	0	1	-1	3	89	2	8	-1
EURO AREA		47	2	42	0	6	-1	2	0	3	89	2	8	-1
NON-EURO AREA		41	0	46	0	8	-1	2	1	3	87	0	10	0
BE		39	0	53	2	7	-2	1	0	0	92	2	8	-2
BG		52	-8	35	3	4	1	3	1	6	87	-5	7	2
CZ		42	1	48	-2	6	-2	2	1	2	90	-1	8	-1
DK		31	0	51	-5	12	0	2	1	4	82	-5	14	1
DE		53	8	37	-2	6	-3	1	-2	3	90	6	7	-5
EE		36	-1	56	3	7	-1	1	-1	0	92	2	8	-2
IE		39	1	56	0	5	0	0	-1	0	95	1	5	-1
EL		68	1	28	-2	3	1	0	-1	1	96	-1	3	0
ES		61	2	32	-1	3	-1	1	1	3	93	1	4	0
FR		46	4	44	1	4	-2	1	0	5	90	5	5	-2
HR		43	-2	48	4	6	-1	1	-1	2	91	2	7	-2
IT		36	-3	49	2	9	2	3	0	3	85	-1	12	2
CY		65	-5	28	9	3	-4	1	0	3	93	4	4	-4
LV		40	-1	49	-3	8	2	1	0	2	89	-4	9	2
LT		29	-2	60	1	9	0	2	1	0	89	-1	11	1
LU		45	7	43	-10	8	0	1	0	3	88	-3	9	0
HU		48	6	42	-6	7	1	1	-1	2	90	0	8	0
MT		59	13	32	-10	3	2	0	0	6	91	3	3	2
NL		33	3	50	1	15	-1	2	-2	0	83	4	17	-3
AT		51	1	35	-4	9	3	2	-2	3	86	-3	11	1
PL		38	0	49	-1	8	1	2	1	3	87	-1	10	2
PT		33	-11	63	11	1	-3	0	0	3	96	0	1	-3
RO		41	-4	39	3	14	1	3	2	3	80	-1	17	3
SI		55	11	37	-12	6	0	1	0	1	92	-1	7	0
SK		51	8	40	-11	4	0	1	0	4	91	-3	5	0
FI		30	-1	61	0	8	0	1	1	0	91	-1	9	1
SE		39	5	52	0	8	-4	1	0	0	91	5	9	-4





























**QB1.3** To what extent do you agree or disagree with each of the following statements.

**All EU Member States should respect the core values of the EU, such as fundamental rights and democracy (%)**

		Totally agree		Tend to agree		Tend to disagree		Totally disagree		Don't know	Total 'Agree'		Total 'Disagree'	
		Sp.2021	Diff. Sp.2021 - Win.20/21	Sp.2021	Diff. Sp.2021 - Win.20/21	Sp.2021	Diff. Sp.2021 - Win.20/21	Sp.2021	Diff. Sp.2021 - Win.20/21		Sp.2021	Diff. Sp.2021 - Win.20/21	Sp.2021	Diff. Sp.2021 - Win.20/21
EU27		62	0	29	-1	5	1	2	1	2	91	-1	7	2
EURO AREA		64	0	29	1	4	0	1	0	2	93	1	5	0
NON-EURO AREA		55	-1	33	-1	7	0	2	0	3	88	-2	9	0
BE		71	1	24	-2	3	0	1	0	1	95	-1	4	0
BG		51	-3	31	-3	6	1	4	1	8	82	-6	10	2
CZ		61	-1	29	-3	5	1	3	1	2	90	-4	8	2
DK		71	3	22	-5	4	0	2	1	1	93	-2	6	1
DE		81	0	15	-1	2	1	1	0	1	96	-1	3	1
EE		50	0	40	-1	7	1	3	0	0	90	-1	10	1
IE		63	1	32	-3	4	2	1	0	0	95	-2	5	2
EL		70	-2	25	1	3	0	1	0	1	95	-1	4	0
ES		68	2	26	-3	3	1	0	0	3	94	-1	3	1
FR		55	0	36	2	3	-1	1	-1	5	91	2	4	-2
HR		53	-2	41	5	4	-3	1	0	1	94	3	5	-3
IT		45	-3	40	2	9	1	4	2	2	85	-1	13	3
CY		80	0	17	0	2	0	1	1	0	97	0	3	1
LV		51	-2	39	-2	6	1	2	1	2	90	-4	8	2
LT		41	-9	51	10	6	-1	2	0	0	92	1	8	-1
LU		67	-4	27	3	4	0	1	0	1	94	-1	5	0
HU		55	0	34	-3	8	3	2	0	1	89	-3	10	3
MT		60	1	29	0	3	2	1	1	7	89	1	4	3
NL		71	-5	25	4	3	1	1	1	0	96	-1	4	2
AT		64	3	25	-4	8	3	1	-2	2	89	-1	9	1
PL		51	2	38	-2	6	-2	2	0	3	89	0	8	-2
PT		41	-17	48	8	7	5	0	0	4	89	-9	7	5
RO		43	-6	36	3	14	2	3	1	4	79	-3	17	3
SI		72	1	22	-3	4	1	1	0	1	94	-2	5	1
SK		54	0	37	-3	4	0	2	1	3	91	-3	6	1
FI		75	0	22	1	2	-1	1	0	0	97	1	3	-1
SE		82	-3	14	2	3	1	1	0	0	96	-1	4	1





























**QB2.1** Could you please tell for each of the following, whether the term brings to mind something very positive, fairly positive, fairly negative or very negative?

**Free trade (%)**

		Very positive		Fairly positive		Fairly negative		Very negative		Don't know	Total 'Positive'		Total 'Negative'	
		Sp.2021	Diff. Sp.2021 - Win.20/21	Sp.2021	Diff. Sp.2021 - Win.20/21	Sp.2021	Diff. Sp.2021 - Win.20/21	Sp.2021	Diff. Sp.2021 - Win.20/21		Sp.2021	Diff. Sp.2021 - Win.20/21	Sp.2021	Diff. Sp.2021 - Win.20/21
EU27		24	-1	54	1	12	0	3	1	7	78	0	15	1
EURO AREA		23	0	54	1	12	-1	3	0	8	77	1	15	-1
NON-EURO AREA		28	-2	52	0	12	1	2	1	6	80	-2	14	2
BE		21	0	61	-1	16	0	2	1	0	82	-1	18	1
BG		35	-1	44	0	7	1	2	0	12	79	-1	9	1
CZ		32	-2	53	0	11	-1	2	1	2	85	-2	13	0
DK		42	2	47	-5	6	-1	1	1	4	89	-3	7	0
DE		30	1	53	-1	10	1	1	-1	6	83	0	11	0
EE		38	0	56	0	5	0	1	0	0	94	0	6	0
IE		38	-4	52	2	8	1	2	1	0	90	-2	10	2
EL		25	-1	53	-1	13	-1	5	0	4	78	-2	18	-1
ES		21	-1	55	2	8	1	2	0	14	76	1	10	1
FR		12	3	54	3	17	-5	6	1	11	66	6	23	-4
HR		27	0	54	-2	13	2	2	-1	4	81	-2	15	1
IT		24	-2	49	0	15	3	6	3	6	73	-2	21	6
CY		17	-3	53	-2	15	0	7	3	8	70	-5	22	3
LV		23	0	60	-3	10	-1	2	-1	5	83	-3	12	-2
LT		32	-2	60	5	7	-1	1	-2	0	92	3	8	-3
LU		24	-5	55	-3	14	2	2	1	5	79	-8	16	3
HU		28	1	50	-5	15	2	3	2	4	78	-4	18	4
MT		23	3	59	1	2	-4	1	1	15	82	4	3	-3
NL		26	0	60	1	12	0	1	0	1	86	1	13	0
AT		23	1	52	3	15	-2	4	-2	6	75	4	19	-4
PL		25	-2	55	1	10	0	2	0	8	80	-1	12	0
PT		20	-16	60	4	8	1	3	2	9	80	-12	11	3
RO		22	-5	50	3	19	2	2	0	7	72	-2	21	2
SI		28	-2	55	-2	12	0	3	2	2	83	-4	15	2
SK		24	2	54	-2	12	1	4	0	6	78	0	16	1
FI		25	-1	65	2	9	-1	1	0	0	90	1	10	-1
SE		30	-6	59	7	9	0	2	1	0	89	1	11	1





























**QB2.2** Could you please tell for each of the following, whether the term brings to mind something very positive, fairly positive, fairly negative or very negative?

**Globalisation (%)**

		Very positive		Fairly positive		Fairly negative		Very negative		Don't know	Total 'Positive'		Total 'Negative'	
		Sp.2021	Diff. Sp.2021 - Win.20/21	Sp.2021	Diff. Sp.2021 - Win.20/21	Sp.2021	Diff. Sp.2021 - Win.20/21	Sp.2021	Diff. Sp.2021 - Win.20/21		Sp.2021	Diff. Sp.2021 - Win.20/21	Sp.2021	Diff. Sp.2021 - Win.20/21
EU27		14	0	46	-1	24	1	7	1	9	60	-1	31	2
EURO AREA		14	1	46	-1	24	0	7	0	9	60	0	31	0
NON-EURO AREA		17	-2	46	-2	21	2	6	1	10	63	-4	27	3
BE		8	-3	55	2	31	0	6	2	0	63	-1	37	2
BG		21	0	43	3	13	0	4	-2	19	64	3	17	-2
CZ		11	-3	44	-7	32	2	8	3	5	55	-10	40	5
DK		32	4	54	-5	9	0	2	-1	3	86	-1	11	-1
DE		15	1	51	-2	23	3	4	0	7	66	-1	27	3
EE		16	-2	59	4	18	-3	7	1	0	75	2	25	-2
IE		23	-1	57	1	16	-1	4	1	0	80	0	20	0
EL		8	-2	27	-7	36	-2	22	6	7	35	-9	58	4
ES		14	-1	44	-3	18	4	4	0	20	58	-4	22	4
FR		7	3	36	0	35	-2	13	1	9	43	3	48	-1
HR		20	0	49	-2	19	-1	4	0	8	69	-2	23	-1
IT		16	2	43	-1	25	1	9	2	7	59	1	34	3
CY		11	2	38	-5	23	0	18	3	10	49	-3	41	3
LV		11	1	51	-3	25	-3	6	-2	7	62	-2	31	-5
LT		17	-1	57	1	20	-1	6	1	0	74	0	26	0
LU		11	-3	48	-2	28	-3	7	2	6	59	-5	35	-1
HU		18	0	47	-1	22	0	7	2	6	65	-1	29	2
MT		19	4	56	-4	6	0	2	1	17	75	0	8	1
NL		17	2	59	-3	20	2	3	0	1	76	-1	23	2
AT		16	-1	43	4	26	-3	8	-1	7	59	3	34	-4
PL		15	-2	47	-3	20	4	5	1	13	62	-5	25	5
PT		18	-19	63	8	5	-1	1	-1	13	81	-11	6	-2
RO		16	-2	38	-1	26	3	8	0	12	54	-3	34	3
SI		16	0	49	-4	26	1	6	0	3	65	-4	32	1
SK		16	4	42	0	19	-3	14	0	9	58	4	33	-3
FI		15	0	67	2	15	-1	3	-1	0	82	2	18	-2
SE		25	0	58	0	14	2	3	-1	0	83	0	17	1

**QB2.3** Could you please tell for each of the following, whether the term brings to mind something very positive, fairly positive, fairly negative or very negative?





























**Protectionism (%)**

		Very positive		Fairly positive		Fairly negative		Very negative		Don't know	Total 'Positive'		Total 'Negative'	
		Sp.2021	Diff. Sp.2021 - Win.20/21	Sp.2021	Diff. Sp.2021 - Win.20/21	Sp.2021	Diff. Sp.2021 - Win.20/21	Sp.2021	Diff. Sp.2021 - Win.20/21		Sp.2021	Diff. Sp.2021 - Win.20/21	Sp.2021	Diff. Sp.2021 - Win.20/21
EU27		9	0	36	2	31	-1	12	-1	12	45	2	43	-2
EURO AREA		8	0	36	2	32	-1	12	-1	12	44	2	44	-2
NON-EURO AREA		11	0	37	3	30	0	10	-2	12	48	3	40	-2
BE		4	-1	43	6	43	-4	10	-1	0	47	5	53	-5
BG		13	-1	34	5	20	1	6	-4	27	47	4	26	-3
CZ		6	2	32	3	42	-10	13	-2	7	38	5	55	-12
DK		7	2	35	1	35	-10	16	1	7	42	3	51	-9
DE		6	1	23	1	36	-3	19	-1	16	29	2	55	-4
EE		3	-1	31	1	53	-2	13	2	0	34	0	66	0
IE		7	-2	35	0	43	1	15	1	0	42	-2	58	2
EL		13	0	45	-2	23	-9	9	3	10	58	-2	32	-6
ES		11	-2	39	4	25	4	5	-3	20	50	2	30	1
FR		6	2	42	1	29	-2	11	1	12	48	3	40	-1
HR		15	3	39	-3	27	-1	11	-2	8	54	0	38	-3
IT		13	1	39	2	30	3	10	-2	8	52	3	40	1
CY		20	-3	53	1	13	0	4	-2	10	73	-2	17	-2
LV		4	-1	33	-6	46	-1	8	-1	9	37	-7	54	-2
LT		7	1	37	3	44	-3	12	-1	0	44	4	56	-4
LU		7	1	41	5	34	-10	9	-5	9	48	6	43	-15
HU		14	1	34	0	30	0	12	-1	10	48	1	42	-1
MT		13	7	42	-5	16	-1	7	2	22	55	2	23	1
NL		4	0	38	4	43	-2	13	0	2	42	4	56	-2
AT		14	0	36	4	27	-4	11	-1	12	50	4	38	-5
PL		9	-1	37	1	27	3	10	-1	17	46	0	37	2
PT		10	0	59	10	12	-19	5	-5	14	69	10	17	-24
RO		20	-1	43	5	22	-1	5	0	10	63	4	27	-1
SI		11	6	32	-4	32	-12	19	4	6	43	2	51	-8
SK		7	2	18	-13	33	3	33	9	9	25	-11	66	12
FI		3	1	30	0	55	3	12	-3	0	33	1	67	0
SE		4	-1	32	0	46	6	18	-3	0	36	-1	64	3































**QB2.4** Could you please tell for each of the following, whether the term brings to mind something very positive, fairly positive, fairly negative or very negative?

**The digital transformation of the economy and society (%)**

		Very positive		Fairly positive		Fairly negative		Very negative		Don't know	Total 'Positive'		Total 'Negative'	
		Sp.2021	Diff. Sp.2021 - Win.20/21	Sp.2021	Diff. Sp.2021 - Win.20/21	Sp.2021	Diff. Sp.2021 - Win.20/21	Sp.2021	Diff. Sp.2021 - Win.20/21		Sp.2021	Diff. Sp.2021 - Win.20/21	Sp.2021	Diff. Sp.2021 - Win.20/21
EU27		17	-1	50	0	18	1	5	1	10	67	-1	23	2
EURO AREA		17	0	51	1	18	0	5	1	9	68	1	23	1
NON-EURO AREA		18	-1	49	-1	18	2	4	0	11	67	-2	22	2
BE		13	1	60	-1	24	1	3	-1	0	73	0	27	0
BG		21	1	38	3	11	1	3	-1	27	59	4	14	0
CZ		17	-3	47	-12	24	6	4	2	8	64	-15	28	8
DK		25	4	55	-7	13	-1	2	0	5	80	-3	15	-1
DE		22	3	52	0	17	0	3	0	6	74	3	20	0
EE		30	-1	59	2	9	-1	2	0	0	89	1	11	-1
IE		19	1	65	-1	12	-2	4	2	0	84	0	16	0
EL		16	-6	42	-1	18	-2	6	0	18	58	-7	24	-2
ES		18	-1	48	1	14	3	2	-1	18	66	0	16	2
FR		7	1	45	3	24	-6	11	3	13	52	4	35	-3
HR		25	2	52	0	15	-2	2	-1	6	77	2	17	-3
IT		23	-1	48	1	16	5	6	2	7	71	0	22	7
CY		20	9	38	-6	16	-1	6	-3	20	58	3	22	-4
LV		11	-2	58	-3	19	-2	4	-1	8	69	-5	23	-3
LT		17	2	64	-1	16	0	3	-1	0	81	1	19	-1
LU		15	0	52	-7	20	-4	7	5	6	67	-7	27	1
HU		25	3	49	-5	17	1	3	1	6	74	-2	20	2
MT		23	6	53	0	4	-2	1	-2	19	76	6	5	-4
NL		8	-4	63	2	24	4	3	0	2	71	-2	27	4
AT		19	0	47	4	22	-2	5	-3	7	66	4	27	-5
PL		16	-2	50	0	16	3	4	1	14	66	-2	20	4
PT		18	-13	64	1	4	-1	2	1	12	82	-12	6	0
RO		17	-3	44	4	21	-1	7	2	11	61	1	28	1
SI		24	3	50	-10	18	1	5	3	3	74	-7	23	4
SK		19	6	51	1	13	-4	6	1	11	70	7	19	-3
FI		20	1	65	2	13	-3	2	0	0	85	3	15	-3
SE		18	-2	61	2	18	2	3	-1	0	79	0	21	1





























**QB3.1** What is your opinion on each of the following statements? Please tell for each statement, whether you are for it or against it.

**A European economic and monetary union with one single currency, the euro (%)**

		For		Against		Refusal (SPONTANEOUS)		Don't know
		Sp.2021	Diff. Sp.2021 - Win.20/21	Sp.2021	Diff. Sp.2021 - Win.20/21	Sp.2021	Diff. Sp.2021 - Win.20/21	
EU27		<b>70</b>	<i>0</i>	<b>24</b>	<i>1</i>	<b>2</b>	<i>0</i>	<b>4</b>
EURO AREA		<b>79</b>	<i>0</i>	<b>15</b>	<i>0</i>	<b>2</b>	<i>1</i>	<b>4</b>
NON-EURO AREA		<b>41</b>	<i>0</i>	<b>50</b>	<i>0</i>	<b>3</b>	<i>1</i>	<b>6</b>
BE		<b>92</b>	<i>2</i>	<b>7</b>	<i>-3</i>	<b>0</b>	<i>0</i>	<b>1</b>
BG		<b>42</b>	<i>2</i>	<b>38</b>	<i>-3</i>	<b>4</b>	<i>1</i>	<b>16</b>
CZ		<b>33</b>	<i>-7</i>	<b>63</b>	<i>3</i>	<b>1</b>	<i>1</i>	<b>3</b>
DK		<b>30</b>	<i>-2</i>	<b>64</b>	<i>-4</i>	<b>2</b>	<i>2</i>	<b>4</b>
DE		<b>82</b>	<i>0</i>	<b>12</b>	<i>0</i>	<b>3</b>	<i>1</i>	<b>3</b>
EE		<b>89</b>	<i>0</i>	<b>11</b>	<i>0</i>	<b>0</b>	<i>0</i>	<b>0</b>
IE		<b>90</b>	<i>-1</i>	<b>10</b>	<i>1</i>	<b>0</b>	<i>0</i>	<b>0</b>
EL		<b>73</b>	<i>-8</i>	<b>20</b>	<i>2</i>	<b>3</b>	<i>3</i>	<b>4</b>
ES		<b>86</b>	<i>0</i>	<b>9</b>	<i>1</i>	<b>1</b>	<i>-1</i>	<b>4</b>
FR		<b>74</b>	<i>4</i>	<b>19</b>	<i>-1</i>	<b>1</b>	<i>-1</i>	<b>6</b>
HR		<b>45</b>	<i>-3</i>	<b>48</b>	<i>3</i>	<b>1</b>	<i>-1</i>	<b>6</b>
IT		<b>70</b>	<i>-2</i>	<b>23</b>	<i>4</i>	<b>2</b>	<i>1</i>	<b>5</b>
CY		<b>74</b>	<i>-5</i>	<b>18</b>	<i>4</i>	<b>5</b>	<i>2</i>	<b>3</b>
LV		<b>83</b>	<i>-6</i>	<b>13</b>	<i>2</i>	<b>0</b>	<i>0</i>	<b>4</b>
LT		<b>83</b>	<i>-1</i>	<b>17</b>	<i>1</i>	<b>0</b>	<i>0</i>	<b>0</b>
LU		<b>83</b>	<i>-7</i>	<b>14</b>	<i>5</i>	<b>1</b>	<i>1</i>	<b>2</b>
HU		<b>67</b>	<i>4</i>	<b>27</b>	<i>-4</i>	<b>1</b>	<i>0</i>	<b>5</b>
MT		<b>80</b>	<i>4</i>	<b>8</b>	<i>0</i>	<b>1</b>	<i>-3</i>	<b>11</b>
NL		<b>84</b>	<i>-1</i>	<b>15</b>	<i>2</i>	<b>1</b>	<i>0</i>	<b>0</b>
AT		<b>73</b>	<i>3</i>	<b>20</b>	<i>-2</i>	<b>4</b>	<i>1</i>	<b>3</b>
PL		<b>35</b>	<i>1</i>	<b>54</b>	<i>-2</i>	<b>4</b>	<i>1</i>	<b>7</b>
PT		<b>85</b>	<i>-10</i>	<b>10</b>	<i>5</i>	<b>1</b>	<i>1</i>	<b>4</b>
RO		<b>53</b>	<i>-2</i>	<b>35</b>	<i>4</i>	<b>4</b>	<i>1</i>	<b>8</b>
SI		<b>91</b>	<i>-3</i>	<b>8</b>	<i>2</i>	<b>1</b>	<i>1</i>	<b>0</b>
SK		<b>81</b>	<i>-5</i>	<b>12</b>	<i>1</i>	<b>2</b>	<i>1</i>	<b>5</b>
FI		<b>77</b>	<i>1</i>	<b>23</b>	<i>-1</i>	<b>0</b>	<i>0</i>	<b>0</b>
SE		<b>23</b>	<i>-2</i>	<b>77</b>	<i>4</i>	<b>0</b>	<i>0</i>	<b>0</b>





























**QB3.2** What is your opinion on each of the following statements? Please tell for each statement, whether you are for it or against it.

**A digital single market within the EU (%)**

		For		Against		Refusal (SPONTANEOUS)		Don't know
		Sp.2021	Diff. Sp.2021 - Win.20/21	Sp.2021	Diff. Sp.2021 - Win.20/21	Sp.2021	Diff. Sp.2021 - Win.20/21	
EU27		66	1	20	0	2	0	12
EURO AREA		67	1	19	1	2	0	12
NON-EURO AREA		61	0	26	0	3	0	10
BE		82	1	17	-1	0	0	1
BG		52	5	20	1	4	0	24
CZ		63	-6	29	-2	2	2	6
DK		64	-8	24	-3	2	2	10
DE		73	3	12	-1	3	0	12
EE		90	2	10	-2	0	0	0
IE		84	-2	16	2	0	0	0
EL		69	-3	17	-3	3	1	11
ES		70	4	12	0	1	-1	17
FR		53	4	26	-1	2	-1	19
HR		68	-2	25	3	1	-2	6
IT		62	-5	28	9	2	0	8
CY		64	2	16	-2	5	2	15
LV		79	-7	14	0	0	0	7
LT		85	0	15	0	0	0	0
LU		66	-15	25	7	3	3	6
HU		75	0	18	1	2	0	5
MT		73	6	6	-3	1	-2	20
NL		74	7	20	1	1	-1	5
AT		61	4	25	-2	3	-1	11
PL		62	2	24	1	3	-2	11
PT		71	-13	9	-7	0	0	20
RO		51	-5	32	4	6	3	11
SI		84	-8	12	4	1	1	3
SK		76	2	11	-6	2	2	11
FI		85	2	14	-2	0	0	1
SE		59	4	40	1	0	0	1





























**QB3.3** What is your opinion on each of the following statements? Please tell for each statement, whether you are for it or against it.

**The creation of a European public-private fund (with funding from both public authorities and private companies) in order to support SMEs (%)**

		For		Against		Refusal (SPONTANEOUS)		Don't know
		Sp.2021	Diff. Sp.2021 - Win.20/21	Sp.2021	Diff. Sp.2021 - Win.20/21	Sp.2021	Diff. Sp.2021 - Win.20/21	
EU27		<b>70</b>	-1	<b>19</b>	2	<b>2</b>	0	<b>9</b>
EURO AREA		<b>71</b>	-1	<b>17</b>	1	<b>2</b>	0	<b>10</b>
NON-EURO AREA		<b>67</b>	0	<b>22</b>	0	<b>3</b>	1	<b>8</b>
BE		<b>81</b>	0	<b>18</b>	0	<b>0</b>	0	<b>1</b>
BG		<b>67</b>	1	<b>9</b>	-1	<b>4</b>	1	<b>20</b>
CZ		<b>68</b>	-9	<b>25</b>	3	<b>2</b>	2	<b>5</b>
DK		<b>61</b>	-3	<b>30</b>	-5	<b>1</b>	1	<b>8</b>
DE		<b>72</b>	0	<b>15</b>	0	<b>3</b>	0	<b>10</b>
EE		<b>81</b>	-3	<b>18</b>	2	<b>0</b>	0	<b>1</b>
IE		<b>87</b>	0	<b>12</b>	0	<b>0</b>	0	<b>1</b>
EL		<b>60</b>	1	<b>29</b>	-9	<b>3</b>	2	<b>8</b>
ES		<b>81</b>	-3	<b>7</b>	2	<b>2</b>	1	<b>10</b>
FR		<b>67</b>	-1	<b>17</b>	1	<b>1</b>	-1	<b>15</b>
HR		<b>73</b>	2	<b>20</b>	1	<b>1</b>	-2	<b>6</b>
IT		<b>65</b>	1	<b>23</b>	4	<b>2</b>	0	<b>10</b>
CY		<b>65</b>	5	<b>26</b>	-1	<b>3</b>	0	<b>6</b>
LV		<b>77</b>	-1	<b>15</b>	-7	<b>0</b>	0	<b>8</b>
LT		<b>88</b>	-1	<b>12</b>	1	<b>0</b>	0	<b>0</b>
LU		<b>71</b>	-8	<b>20</b>	0	<b>3</b>	3	<b>6</b>
HU		<b>75</b>	-1	<b>16</b>	0	<b>3</b>	0	<b>6</b>
MT		<b>81</b>	6	<b>4</b>	-2	<b>1</b>	-2	<b>14</b>
NL		<b>58</b>	-5	<b>38</b>	10	<b>1</b>	0	<b>3</b>
AT		<b>66</b>	-3	<b>24</b>	3	<b>4</b>	1	<b>6</b>
PL		<b>70</b>	5	<b>18</b>	-1	<b>3</b>	-1	<b>9</b>
PT		<b>84</b>	-7	<b>4</b>	-4	<b>0</b>	0	<b>12</b>
RO		<b>58</b>	-5	<b>28</b>	5	<b>4</b>	1	<b>10</b>
SI		<b>80</b>	-8	<b>14</b>	2	<b>2</b>	2	<b>4</b>
SK		<b>61</b>	-8	<b>19</b>	-1	<b>2</b>	1	<b>18</b>
FI		<b>58</b>	5	<b>41</b>	-5	<b>0</b>	0	<b>1</b>
SE		<b>62</b>	0	<b>37</b>	3	<b>0</b>	0	<b>1</b>





























**QB3.4** What is your opinion on each of the following statements? Please tell for each statement, whether you are for it or against it.

**Implementation of new measures at the EU level to improve gender equality in the workplace (e.g. pay-transparency measures or quotas to improve gender balance in management and leading positions) (%)**

		For		Against		Refusal (SPONTANEOUS)		Don't know
		Sp.2021	Diff. Sp.2021 - Win.20/21	Sp.2021	Diff. Sp.2021 - Win.20/21	Sp.2021	Diff. Sp.2021 - Win.20/21	
EU27		<b>80</b>	<i>0</i>	<b>14</b>	<i>1</i>	<b>2</b>	<i>1</i>	<b>4</b>
EURO AREA		<b>83</b>	<i>1</i>	<b>11</b>	<i>0</i>	<b>2</b>	<i>1</i>	<b>4</b>
NON-EURO AREA		<b>72</b>	<i>0</i>	<b>21</b>	<i>1</i>	<b>2</b>	<i>0</i>	<b>5</b>
BE		<b>86</b>	<i>0</i>	<b>14</b>	<i>0</i>	<b>0</b>	<i>0</i>	<b>0</b>
BG		<b>71</b>	<i>-3</i>	<b>10</b>	<i>1</i>	<b>4</b>	<i>2</i>	<b>15</b>
CZ		<b>68</b>	<i>3</i>	<b>28</b>	<i>-7</i>	<b>1</b>	<i>1</i>	<b>3</b>
DK		<b>76</b>	<i>5</i>	<b>20</b>	<i>-8</i>	<b>1</b>	<i>1</i>	<b>3</b>
DE		<b>80</b>	<i>0</i>	<b>13</b>	<i>0</i>	<b>3</b>	<i>2</i>	<b>4</b>
EE		<b>68</b>	<i>0</i>	<b>32</b>	<i>0</i>	<b>0</b>	<i>0</i>	<b>0</b>
IE		<b>86</b>	<i>0</i>	<b>14</b>	<i>1</i>	<b>0</b>	<i>-1</i>	<b>0</b>
EL		<b>91</b>	<i>-2</i>	<b>6</b>	<i>0</i>	<b>2</b>	<i>2</i>	<b>1</b>
ES		<b>90</b>	<i>4</i>	<b>3</b>	<i>-2</i>	<b>1</b>	<i>0</i>	<b>6</b>
FR		<b>88</b>	<i>4</i>	<b>7</b>	<i>-1</i>	<b>0</b>	<i>-1</i>	<b>5</b>
HR		<b>77</b>	<i>-1</i>	<b>17</b>	<i>1</i>	<b>1</b>	<i>-1</i>	<b>5</b>
IT		<b>74</b>	<i>0</i>	<b>18</b>	<i>3</i>	<b>2</b>	<i>1</i>	<b>6</b>
CY		<b>90</b>	<i>0</i>	<b>3</b>	<i>-2</i>	<b>3</b>	<i>1</i>	<b>4</b>
LV		<b>73</b>	<i>-1</i>	<b>22</b>	<i>-4</i>	<b>0</b>	<i>0</i>	<b>5</b>
LT		<b>82</b>	<i>-2</i>	<b>18</b>	<i>2</i>	<b>0</b>	<i>0</i>	<b>0</b>
LU		<b>86</b>	<i>1</i>	<b>12</b>	<i>-3</i>	<b>1</b>	<i>1</i>	<b>1</b>
HU		<b>83</b>	<i>1</i>	<b>11</b>	<i>-2</i>	<b>3</b>	<i>1</i>	<b>3</b>
MT		<b>86</b>	<i>4</i>	<b>4</b>	<i>-2</i>	<b>0</b>	<i>0</i>	<b>10</b>
NL		<b>86</b>	<i>1</i>	<b>14</b>	<i>1</i>	<b>0</b>	<i>-1</i>	<b>0</b>
AT		<b>72</b>	<i>-2</i>	<b>20</b>	<i>3</i>	<b>4</b>	<i>-1</i>	<b>4</b>
PL		<b>73</b>	<i>-1</i>	<b>19</b>	<i>2</i>	<b>2</b>	<i>0</i>	<b>6</b>
PT		<b>95</b>	<i>-1</i>	<b>1</b>	<i>-3</i>	<b>0</b>	<i>0</i>	<b>4</b>
RO		<b>63</b>	<i>-4</i>	<b>25</b>	<i>4</i>	<b>4</b>	<i>2</i>	<b>8</b>
SI		<b>88</b>	<i>-2</i>	<b>10</b>	<i>0</i>	<b>1</b>	<i>1</i>	<b>1</b>
SK		<b>80</b>	<i>0</i>	<b>12</b>	<i>-3</i>	<b>2</b>	<i>1</i>	<b>6</b>
FI		<b>71</b>	<i>-1</i>	<b>29</b>	<i>1</i>	<b>0</b>	<i>0</i>	<b>0</b>
SE		<b>70</b>	<i>-1</i>	<b>30</b>	<i>2</i>	<b>0</b>	<i>0</i>	<b>0</b>





























**QB3.5** What is your opinion on each of the following statements? Please tell for each statement, whether you are for it or against it.

**The insurance that every new trade agreement concluded by the EU will have the highest standards of climate, environmental and labour protection (%)**

		For		Against		Refusal (SPONTANEOUS)		Don't know
		Sp.2021	Diff. Sp.2021 - Win.20/21	Sp.2021	Diff. Sp.2021 - Win.20/21	Sp.2021	Diff. Sp.2021 - Win.20/21	
EU27		83	0	11	1	1	0	5
EURO AREA		84	0	9	0	2	1	5
NON-EURO AREA		78	-1	15	1	2	1	5
BE		93	0	7	0	0	0	0
BG		75	-1	8	1	3	1	14
CZ		77	-6	19	2	1	1	3
DK		89	0	8	-2	1	1	2
DE		85	-1	8	0	3	1	4
EE		85	0	15	0	0	0	0
IE		93	-2	7	2	0	0	0
EL		92	-3	6	2	0	0	2
ES		91	3	2	-3	0	-1	7
FR		84	2	8	0	1	0	7
HR		80	-2	14	1	1	-1	5
IT		76	0	17	3	2	1	5
CY		88	-5	4	1	4	3	4
LV		79	-3	16	-2	0	0	5
LT		90	-2	10	2	0	0	0
LU		85	-6	11	3	1	1	3
HU		86	1	11	0	1	0	2
MT		86	1	2	0	1	0	11
NL		85	-3	14	4	0	-1	1
AT		76	1	19	0	2	-2	3
PL		78	2	15	0	2	0	5
PT		89	-9	3	1	0	0	8
RO		67	-3	22	2	3	1	8
SI		90	-4	7	1	1	1	2
SK		85	-2	9	0	2	2	4
FI		76	0	24	0	0	0	0
SE		88	-3	12	4	0	0	0





























**QB4.1** For each of the following statements, do you totally agree, tend to agree, tend to disagree or totally disagree.

**The EU has sufficient power and tools to defend the economic interests of Europe in the global economy (%)**

		Totally agree		Tend to agree		Tend to disagree		Totally disagree		Don't know	Total 'Agree'		Total 'Disagree'	
		Sp.2021	Diff. Sp.2021 - Win.20/21	Sp.2021	Diff. Sp.2021 - Win.20/21	Sp.2021	Diff. Sp.2021 - Win.20/21	Sp.2021	Diff. Sp.2021 - Win.20/21		Sp.2021	Diff. Sp.2021 - Win.20/21	Sp.2021	Diff. Sp.2021 - Win.20/21
EU27		23	1	48	1	19	-1	4	-1	6	71	2	23	-2
EURO AREA		22	0	47	1	20	0	4	-1	7	69	1	24	-1
NON-EURO AREA		25	0	50	0	17	0	3	0	5	75	0	20	0
BE		9	-4	52	5	35	-1	4	0	0	61	1	39	-1
BG		38	-2	40	-1	8	0	3	1	11	78	-3	11	1
CZ		12	3	51	-1	26	-9	5	1	6	63	2	31	-8
DK		16	4	55	-10	18	-2	3	1	8	71	-6	21	-1
DE		23	2	45	2	21	-4	5	0	6	68	4	26	-4
EE		9	-2	55	4	32	-1	4	-1	0	64	2	36	-2
IE		18	-2	66	2	14	-1	2	1	0	84	0	16	0
EL		38	3	49	3	9	-7	1	-1	3	87	6	10	-8
ES		34	1	46	2	10	-2	3	0	7	80	3	13	-2
FR		16	3	38	-1	28	1	6	-3	12	54	2	34	-2
HR		26	-3	56	2	12	-2	1	0	5	82	-1	13	-2
IT		21	-4	52	3	16	2	5	0	6	73	-1	21	2
CY		38	3	42	1	11	-6	3	0	6	80	4	14	-6
LV		19	3	53	-6	21	0	3	-1	4	72	-3	24	-1
LT		18	-2	58	-1	21	3	3	0	0	76	-3	24	3
LU		12	0	51	-2	26	-4	4	-1	7	63	-2	30	-5
HU		28	0	48	1	17	-1	4	1	3	76	1	21	0
MT		36	1	41	-2	7	1	1	0	15	77	-1	8	1
NL		12	-2	54	0	29	5	3	0	2	66	-2	32	5
AT		23	0	50	1	18	2	5	-1	4	73	1	23	1
PL		27	1	53	2	14	0	1	-2	5	80	3	15	-2
PT		31	7	60	0	3	-12	0	-1	6	91	7	3	-13
RO		31	-2	42	-2	18	3	2	0	7	73	-4	20	3
SI		25	1	46	-3	22	-3	5	3	2	71	-2	27	0
SK		25	2	47	-6	14	-2	5	2	9	72	-4	19	0
FI		8	-2	55	1	34	2	3	-1	0	63	-1	37	1
SE		9	-4	61	1	26	6	3	-2	1	70	-3	29	4

**QB4.2** For each of the following statements, do you totally agree, tend to agree, tend to disagree or totally disagree.





























**Public money should be used to stimulate private sector investment at EU level (%)**

		Totally agree		Tend to agree		Tend to disagree		Totally disagree		Don't know	Total 'Agree'		Total 'Disagree'	
		Sp.2021	Diff. Sp.2021 - Win.20/21	Sp.2021	Diff. Sp.2021 - Win.20/21	Sp.2021	Diff. Sp.2021 - Win.20/21	Sp.2021	Diff. Sp.2021 - Win.20/21		Sp.2021	Diff. Sp.2021 - Win.20/21	Sp.2021	Diff. Sp.2021 - Win.20/21
EU27		25	-1	41	1	19	-1	7	1	8	66	0	26	0
EURO AREA		24	-1	40	1	20	0	7	0	9	64	0	27	0
NON-EURO AREA		30	2	42	-3	17	0	5	0	6	72	-1	22	0
BE		8	-3	50	-2	36	3	5	1	1	58	-5	41	4
BG		37	-1	37	-2	7	0	5	1	14	74	-3	12	1
CZ		12	5	46	1	28	-12	7	0	7	58	6	35	-12
DK		10	3	39	-5	33	-7	9	1	9	49	-2	42	-6
DE		27	0	41	4	18	-2	5	-1	9	68	4	23	-3
EE		7	-1	54	0	33	-2	6	3	0	61	-1	39	1
IE		12	0	48	-1	34	2	6	-1	0	60	-1	40	1
EL		53	12	30	-7	8	-8	5	0	4	83	5	13	-8
ES		25	-4	34	0	19	2	10	1	12	59	-4	29	3
FR		13	1	39	1	22	-1	10	0	16	52	2	32	-1
HR		39	3	48	-2	8	-3	1	-1	4	87	1	9	-4
IT		33	-5	44	3	12	1	6	2	5	77	-2	18	3
CY		49	-2	37	-1	8	2	1	0	5	86	-3	9	2
LV		18	4	54	-4	18	-7	4	1	6	72	0	22	-6
LT		10	-5	54	0	30	3	6	2	0	64	-5	36	5
LU		12	0	47	-7	30	0	4	0	7	59	-7	34	0
HU		46	3	35	-3	11	-1	5	1	3	81	0	16	0
MT		42	12	36	-7	8	-1	1	-1	13	78	5	9	-2
NL		5	-1	38	1	44	6	10	-1	3	43	0	54	5
AT		33	2	32	-3	19	1	8	-1	8	65	-1	27	0
PL		37	4	47	-2	9	0	1	-2	6	84	2	10	-2
PT		29	7	56	8	5	-20	1	-4	9	85	15	6	-24
RO		33	-1	37	-5	16	4	7	3	7	70	-6	23	7
SI		27	9	45	-4	20	-8	5	0	3	72	5	25	-8
SK		23	4	45	-9	14	-2	7	2	11	68	-5	21	0
FI		6	-1	45	-2	41	4	8	0	0	51	-3	49	4
SE		5	-2	36	-2	43	4	15	2	1	41	-4	58	6































**QB4.3** For each of the following statements, do you totally agree, tend to agree, tend to disagree or totally disagree.

**Globalisation is an opportunity for economic growth (%)**





























		Totally agree		Tend to agree		Tend to disagree		Totally disagree		Don't know	Total 'Agree'		Total 'Disagree'	
		Sp.2021	Diff. Sp.2021 - Win.20/21	Sp.2021	Diff. Sp.2021 - Win.20/21	Sp.2021	Diff. Sp.2021 - Win.20/21	Sp.2021	Diff. Sp.2021 - Win.20/21		Sp.2021	Diff. Sp.2021 - Win.20/21	Sp.2021	Diff. Sp.2021 - Win.20/21
EU27		23	0	44	0	17	-1	7	1	9	67	0	24	0
EURO AREA		23	0	44	0	17	-1	8	2	8	67	0	25	1
NON-EURO AREA		24	-1	44	-2	17	1	6	1	9	68	-3	23	2
BE		11	-1	58	-1	26	1	4	0	1	69	-2	30	1
BG		32	0	34	-1	9	0	6	1	19	66	-1	15	1
CZ		14	-2	46	-7	26	0	9	4	5	60	-9	35	4
DK		32	4	51	-8	9	-2	2	0	6	83	-4	11	-2
DE		31	-2	44	0	15	2	4	0	6	75	-2	19	2
EE		16	-2	58	-1	19	0	7	3	0	74	-3	26	3
IE		22	-4	59	4	16	0	3	0	0	81	0	19	0
EL		16	-1	23	-10	30	-1	23	6	8	39	-11	53	5
ES		24	1	42	-4	11	0	7	3	16	66	-3	18	3
FR		14	2	38	2	24	-3	12	0	12	52	4	36	-3
HR		28	-6	49	3	13	-2	4	1	6	77	-3	17	-1
IT		22	2	44	3	18	-3	9	2	7	66	5	27	-1
CY		22	4	33	-4	21	1	14	1	10	55	0	35	2
LV		21	4	50	-7	18	-3	5	0	6	71	-3	23	-3
LT		17	-4	62	6	16	-2	5	0	0	79	2	21	-2
LU		14	0	54	-1	18	-9	5	1	9	68	-1	23	-8
HU		35	1	42	-1	14	-1	4	1	5	77	0	18	0
MT		43	8	35	-10	5	0	1	1	16	78	-2	6	1
NL		22	-3	60	4	14	1	2	-1	2	82	1	16	0
AT		28	5	36	1	20	-4	9	-1	7	64	6	29	-5
PL		22	-3	45	-2	17	3	5	1	11	67	-5	22	4
PT		29	-4	55	-4	5	-2	0	-1	11	84	-8	5	-3
RO		21	0	38	1	21	-2	9	1	11	59	1	30	-1
SI		26	3	46	-4	21	-2	3	-1	4	72	-1	24	-3
SK		20	2	44	-1	16	-1	10	-1	10	64	1	26	-2
FI		19	-2	65	3	13	-1	3	0	0	84	1	16	-1
SE		26	-5	57	5	13	2	4	0	0	83	0	17	2

**QB4.4** For each of the following statements, do you totally agree, tend to agree, tend to disagree or totally disagree.

**Each EU Member State should have a minimum wage for workers (%)**

		Totally agree		Tend to agree		Tend to disagree		Totally disagree		Don't know	Total 'Agree'		Total 'Disagree'	
		Sp.2021	Diff. Sp.2021 - Win.20/21	Sp.2021	Diff. Sp.2021 - Win.20/21	Sp.2021	Diff. Sp.2021 - Win.20/21	Sp.2021	Diff. Sp.2021 - Win.20/21		Sp.2021	Diff. Sp.2021 - Win.20/21	Sp.2021	Diff. Sp.2021 - Win.20/21
EU27		56	2	33	0	6	-1	2	0	3	89	2	8	-1
EURO AREA		58	2	32	0	5	-1	2	0	3	90	2	7	-1
NON-EURO AREA		48	0	37	0	9	0	3	0	3	85	0	12	0
BE		51	-3	44	5	4	-1	1	-1	0	95	2	5	-2
BG		59	-2	28	2	3	0	3	0	7	87	0	6	0
CZ		44	1	41	-2	8	-3	4	1	3	85	-1	12	-2
DK		58	5	29	-3	6	-4	4	-1	3	87	2	10	-5
DE		73	4	20	-2	3	-1	1	0	3	93	2	4	-1
EE		50	-1	41	2	6	-1	3	0	0	91	1	9	-1
IE		62	1	33	0	4	-1	1	0	0	95	1	5	-1
EL		61	6	27	-2	6	-3	5	-2	1	88	4	11	-5
ES		66	5	27	-2	3	0	1	0	3	93	3	4	0
FR		50	3	37	-2	4	-2	3	1	6	87	1	7	-1
HR		59	-3	32	5	6	-2	1	-1	2	91	2	7	-3
IT		45	-3	42	4	8	1	2	-1	3	87	1	10	0
CY		79	-3	15	1	3	0	1	0	2	94	-2	4	0
LV		52	7	39	-3	5	-5	2	-1	2	91	4	7	-6
LT		31	-2	50	3	14	0	5	-1	0	81	1	19	-1
LU		64	7	28	-5	6	-1	1	-2	1	92	2	7	-3
HU		60	1	32	1	6	-1	1	0	1	92	2	7	-1
MT		63	4	26	0	2	-1	1	0	8	89	4	3	-1
NL		55	-6	40	10	3	-2	2	-1	0	95	4	5	-3
AT		60	5	29	-1	5	-3	4	0	2	89	4	9	-3
PL		42	1	44	0	8	-1	2	0	4	86	1	10	-1
PT		60	16	34	-5	2	-11	0	-4	4	94	11	2	-15
RO		46	-3	32	0	16	4	2	0	4	78	-3	18	4
SI		63	6	24	-10	9	3	3	0	1	87	-4	12	3
SK		54	12	35	-11	5	-2	1	-1	5	89	1	6	-3
FI		40	2	45	0	11	-2	4	0	0	85	2	15	-2
SE		47	-2	31	0	13	2	9	1	0	78	-2	22	3





























**QB4.5** For each of the following statements, do you totally agree, tend to agree, tend to disagree or totally disagree.  
**There should be a fair taxation of large technology companies in the EU (%)**

		Totally agree		Tend to agree		Tend to disagree		Totally disagree		Don't know	Total 'Agree'		Total 'Disagree'	
		Sp.2021	Diff. Sp.2021 - Win.20/21	Sp.2021	Diff. Sp.2021 - Win.20/21	Sp.2021	Diff. Sp.2021 - Win.20/21	Sp.2021	Diff. Sp.2021 - Win.20/21		Sp.2021	Diff. Sp.2021 - Win.20/21	Sp.2021	Diff. Sp.2021 - Win.20/21
EU27		58	1	31	-1	5	0	1	0	5	89	0	6	0
EURO AREA		59	1	30	-1	4	-1	2	1	5	89	0	6	0
NON-EURO AREA		51	0	35	-1	8	0	2	0	4	86	-1	10	0
BE		69	2	29	0	2	-1	0	-1	0	98	2	2	-2
BG		57	-4	32	5	2	-1	1	0	8	89	1	3	-1
CZ		53	1	37	-3	5	-1	2	0	3	90	-2	7	-1
DK		68	4	23	-8	3	-1	2	1	4	91	-4	5	0
DE		78	3	16	-2	2	-1	1	1	3	94	1	3	0
EE		61	6	36	-5	2	-1	1	0	0	97	1	3	-1
IE		60	-2	35	4	4	-1	1	-1	0	95	2	5	-2
EL		70	-1	28	1	1	0	0	0	1	98	0	1	0
ES		58	5	29	-6	3	0	1	0	9	87	-1	4	0
FR		53	3	34	0	3	-3	2	1	8	87	3	5	-2
HR		50	0	40	0	6	-1	0	-1	4	90	0	6	-2
IT		40	-1	43	1	8	1	3	0	6	83	0	11	1
CY		81	1	15	1	1	-1	0	-1	3	96	2	1	-2
LV		57	5	37	-6	3	-1	1	0	2	94	-1	4	-1
LT		47	-6	48	7	4	0	1	-1	0	95	1	5	-1
LU		63	5	27	-6	5	-1	2	-1	3	90	-1	7	-2
HU		57	2	34	-1	6	-1	1	0	2	91	1	7	-1
MT		53	9	32	-1	2	-2	1	-2	12	85	8	3	-4
NL		64	-3	30	3	5	2	1	0	0	94	0	6	2
AT		59	3	29	-2	7	0	2	0	3	88	1	9	0
PL		46	-1	41	0	8	1	2	0	3	87	-1	10	1
PT		38	-20	54	15	1	-2	0	0	7	92	-5	1	-2
RO		44	4	29	-3	19	2	2	-1	6	73	1	21	1
SI		70	7	23	-10	5	1	1	1	1	93	-3	6	2
SK		57	5	34	-9	3	1	1	0	5	91	-4	4	1
FI		60	-1	37	0	2	0	1	1	0	97	-1	3	1
SE		64	-6	30	5	3	1	2	1	1	94	-1	5	2

**QB5** In your opinion, which of the following objectives should be given top priority in a European Green Deal, a set of measures to protect the environment and fight climate change?

(%)





























(MAX. 4 ANSWERS)

		Introducing a tax on products imported from third countries that have lower climate policy standards than the EU		Moving towards a zero-pollution ambition		Fighting against plastic waste and being a leader on the issue of single-use of plastic		Promote the "Circular Economy" - a system preserving natural resources and limiting waste		Measures to make the EU climate-neutral by 2050 by reducing greenhouse gas emissions		Supporting EU farmers for them to receive fair remuneration to provide Europeans with affordable and safe food	
		Sp.2021	Diff. Sp.2021 - Win.20/21	Sp.2021	Diff. Sp.2021 - Win.20/21	Sp.2021	Diff. Sp.2021 - Win.20/21	Sp.2021	Diff. Sp.2021 - Win.20/21	Sp.2021	Diff. Sp.2021 - Win.20/21	Sp.2021	Diff. Sp.2021 - Win.20/21
EU27		21	0	28	0	49	1	39	0	30	0	38	-1
EURO AREA		20	-1	29	1	50	1	41	1	30	0	39	-1
NON-EURO AREA		21	1	27	-1	43	-1	33	-3	29	0	34	0
BE		30	5	24	-1	41	-8	50	3	36	-1	42	-5
BG		21	1	28	-1	48	-3	32	4	22	2	40	-1
CZ		22	-1	17	-1	50	-3	49	-7	23	-5	45	-2
DK		22	-3	25	5	54	0	42	-3	39	2	24	0
DE		19	0	21	0	55	1	50	5	38	-1	37	3
EE		24	0	30	1	46	-5	59	-1	22	-1	52	3
IE		22	0	28	-2	56	-3	41	1	35	-5	48	5
EL		27	3	34	-3	48	2	36	-5	27	-5	48	3
ES		13	0	32	-4	56	13	27	-3	21	-1	33	-4
FR		22	-1	30	5	49	-4	35	-1	25	4	50	-1
HR		15	-4	30	1	49	5	36	0	22	-2	36	-4
IT		21	0	39	6	41	0	39	4	31	4	28	-2
CY		19	4	26	-11	46	-2	44	-4	19	-3	39	3
LV		17	-7	26	0	49	-1	38	1	22	-2	46	-9
LT		19	1	23	1	51	-1	44	3	39	3	27	-5
LU		20	-9	23	-5	48	-1	36	-12	29	-1	42	-5
HU		24	5	28	-6	50	-2	39	3	30	3	31	2
MT		11	-1	52	9	56	-2	35	4	40	5	31	-8
NL		22	2	27	0	56	1	45	-4	37	-2	51	6
AT		28	-2	20	-2	48	1	50	4	36	4	42	-2
PL		19	1	29	0	45	0	26	-5	29	-1	29	-3
PT		22	-3	21	-20	54	12	39	-6	22	-21	39	-3
RO		23	1	28	-2	31	-5	29	-2	25	0	37	4
SI		24	-3	23	-5	51	-5	42	-7	27	-4	39	-8
SK		24	4	26	-6	58	-3	41	6	23	-5	45	-1
FI		37	0	15	0	41	-3	64	4	19	1	46	0
SE		26	2	21	-4	31	1	42	-4	42	-1	42	7

**QB5** In your opinion, which of the following objectives should be given top priority in a European Green Deal, a set of measures to protect the environment and fight climate change?





























(%)

(MAX. 4 ANSWERS)

		Reducing energy consumption		Developing renewable energy		Protecting biodiversity		Other (SPONTANEOUS)		None (SPONTANEOUS)		Don't know
		Sp.2021	Diff. Sp.2021 - Win.20/21	Sp.2021	Diff. Sp.2021 - Win.20/21	Sp.2021	Diff. Sp.2021 - Win.20/21	Sp.2021	Diff. Sp.2021 - Win.20/21	Sp.2021	Diff. Sp.2021 - Win.20/21	
EU27		31	3	51	-1	32	1	0	0	0	0	1
EURO AREA		32	3	52	-1	33	1	0	0	0	0	1
NON-EURO AREA		28	2	47	-1	28	2	0	0	0	0	1
BE		22	5	54	-3	38	-2	0	0	0	0	0
BG		24	0	38	-2	35	-1	0	0	0	0	4
CZ		30	3	42	-1	26	-1	0	0	0	0	0
DK		22	3	66	-1	43	7	0	0	0	0	2
DE		30	2	54	-1	26	0	0	0	0	0	0
EE		17	2	53	-4	40	6	0	0	0	0	0
IE		23	3	67	0	39	3	0	0	0	0	0
EL		34	5	55	-5	43	6	0	0	0	0	0
ES		34	4	63	9	34	0	0	0	0	0	2
FR		33	6	44	-6	47	3	0	-1	0	0	1
HR		32	4	56	5	35	0	0	0	0	0	1
IT		41	2	48	-4	20	-3	0	0	0	0	1
CY		35	5	66	8	33	-10	0	0	0	0	1
LV		20	5	42	0	33	0	0	0	0	0	1
LT		26	2	51	-2	30	2	0	0	0	0	0
LU		31	11	49	-5	43	8	0	0	1	1	1
HU		38	-1	51	-2	24	2	0	0	0	0	1
MT		37	6	54	-2	27	2	0	0	0	0	1
NL		22	-3	41	-8	34	-2	0	0	0	0	0
AT		30	-2	46	-1	31	4	0	0	0	-1	1
PL		29	3	48	1	21	4	0	0	0	0	1
PT		31	21	68	4	40	-4	0	0	0	0	2
RO		28	5	35	-1	27	3	0	0	1	1	3
SI		30	10	58	0	27	3	0	0	0	0	1
SK		26	-1	36	-4	29	1	0	0	0	0	1
FI		17	0	55	1	49	4	0	0	0	0	0
SE		23	0	58	-7	51	5	0	0	0	0	0





























**QB6.1** What is your opinion on each of the following statements? Please tell for each statement, whether you are for it or against it.

**A common foreign policy of the Member States of the EU (%)**

		For		Against		Refusal (SPONTANEOUS)		Don't know
		Sp.2021	Diff. Sp.2021 - Win.20/21	Sp.2021	Diff. Sp.2021 - Win.20/21	Sp.2021	Diff. Sp.2021 - Win.20/21	
EU27		72	-1	21	1	1	0	6
EURO AREA		74	-1	19	1	1	0	6
NON-EURO AREA		64	-2	29	2	2	0	5
BE		85	-2	15	2	0	0	0
BG		64	-2	19	2	3	1	14
CZ		66	-5	30	1	1	1	3
DK		50	5	44	-11	1	1	5
DE		81	1	13	-1	1	0	5
EE		77	-1	23	1	0	0	0
IE		76	-1	24	1	0	0	0
EL		76	-9	21	6	1	1	2
ES		82	-2	8	2	1	0	9
FR		62	2	25	-1	2	0	11
HR		72	-1	23	2	1	-3	4
IT		71	0	23	2	2	0	4
CY		86	2	7	-3	3	1	4
LV		75	-4	19	-2	1	1	5
LT		83	-1	17	1	0	0	0
LU		78	-6	17	1	1	1	4
HU		72	-2	23	2	2	0	3
MT		51	-4	32	7	2	-1	15
NL		75	0	23	2	1	0	1
AT		63	5	28	-6	4	2	5
PL		67	-3	25	2	2	1	6
PT		70	-19	19	8	0	0	11
RO		64	-3	26	3	3	1	7
SI		79	-6	17	2	1	1	3
SK		71	0	22	-3	2	2	5
FI		61	-1	39	2	0	0	0
SE		49	4	50	-2	0	0	1





























**QB6.2** What is your opinion on each of the following statements? Please tell for each statement, whether you are for it or against it.

**A common defence and security policy among EU Member States (%)**

		For		Against		Refusal (SPONTANEOUS)		Don't know
		Sp.2021	Diff. Sp.2021 - Win.20/21	Sp.2021	Diff. Sp.2021 - Win.20/21	Sp.2021	Diff. Sp.2021 - Win.20/21	
EU27		78	0	16	0	1	0	5
EURO AREA		79	0	15	0	1	0	5
NON-EURO AREA		73	-1	21	0	2	1	4
BE		91	-2	8	1	0	0	1
BG		70	-1	16	1	3	2	11
CZ		83	-6	15	4	0	0	2
DK		71	7	24	-12	1	1	4
DE		83	0	11	0	1	-1	5
EE		87	2	13	-2	0	0	0
IE		66	-4	34	4	0	0	0
EL		79	-9	19	7	1	1	1
ES		84	-3	8	2	1	0	7
FR		74	3	16	-3	1	0	9
HR		74	1	21	-1	2	0	3
IT		75	1	21	2	1	0	3
CY		90	-2	4	-1	3	1	3
LV		82	-6	14	2	0	0	4
LT		90	0	10	0	0	0	0
LU		83	-10	11	4	2	2	4
HU		75	-1	20	1	3	1	2
MT		73	6	13	-4	1	0	13
NL		81	5	18	-3	0	-1	1
AT		63	6	30	-6	3	1	4
PL		75	-3	18	1	3	2	4
PT		73	-23	18	14	0	0	9
RO		67	-5	24	3	3	2	6
SI		85	-5	13	3	0	0	2
SK		80	-4	15	2	1	1	4
FI		73	-1	27	1	0	0	0
SE		62	4	37	-3	0	0	1

**QB6.3** What is your opinion on each of the following statements? Please tell for each statement, whether you are for it or against it.





























**The EU's common trade policy (%)**

		For		Against		Refusal (SPONTANEOUS)		Don't know
		Sp.2021	Diff. Sp.2021 - Win.20/21	Sp.2021	Diff. Sp.2021 - Win.20/21	Sp.2021	Diff. Sp.2021 - Win.20/21	Sp.2021
EU27		<b>76</b>	-1	<b>17</b>	0	<b>2</b>	1	<b>5</b>
EURO AREA		<b>78</b>	0	<b>16</b>	1	<b>1</b>	0	<b>5</b>
NON-EURO AREA		<b>69</b>	-5	<b>23</b>	3	<b>2</b>	1	<b>6</b>
BE		<b>89</b>	3	<b>11</b>	-3	<b>0</b>	0	<b>0</b>
BG		<b>68</b>	-1	<b>16</b>	0	<b>3</b>	2	<b>13</b>
CZ		<b>68</b>	-3	<b>27</b>	-2	<b>2</b>	2	<b>3</b>
DK		<b>76</b>	-6	<b>19</b>	1	<b>1</b>	1	<b>4</b>
DE		<b>83</b>	0	<b>12</b>	1	<b>2</b>	0	<b>3</b>
EE		<b>87</b>	-1	<b>13</b>	1	<b>0</b>	0	<b>0</b>
IE		<b>94</b>	-1	<b>6</b>	1	<b>0</b>	0	<b>0</b>
EL		<b>77</b>	-8	<b>18</b>	3	<b>2</b>	2	<b>3</b>
ES		<b>85</b>	1	<b>7</b>	0	<b>1</b>	0	<b>7</b>
FR		<b>67</b>	2	<b>19</b>	-3	<b>2</b>	1	<b>12</b>
HR		<b>73</b>	-4	<b>22</b>	4	<b>1</b>	-1	<b>4</b>
IT		<b>70</b>	-2	<b>24</b>	3	<b>2</b>	1	<b>4</b>
CY		<b>85</b>	-1	<b>6</b>	-3	<b>3</b>	1	<b>6</b>
LV		<b>81</b>	-5	<b>15</b>	1	<b>0</b>	0	<b>4</b>
LT		<b>89</b>	1	<b>11</b>	-1	<b>0</b>	0	<b>0</b>
LU		<b>84</b>	-3	<b>11</b>	-2	<b>1</b>	1	<b>4</b>
HU		<b>76</b>	-5	<b>20</b>	6	<b>1</b>	-1	<b>3</b>
MT		<b>75</b>	1	<b>9</b>	0	<b>0</b>	-1	<b>16</b>
NL		<b>86</b>	2	<b>13</b>	0	<b>0</b>	-1	<b>1</b>
AT		<b>64</b>	0	<b>30</b>	1	<b>2</b>	-1	<b>4</b>
PL		<b>70</b>	-6	<b>21</b>	3	<b>3</b>	2	<b>6</b>
PT		<b>87</b>	-5	<b>5</b>	-3	<b>1</b>	1	<b>7</b>
RO		<b>62</b>	-4	<b>27</b>	2	<b>3</b>	1	<b>8</b>
SI		<b>82</b>	-9	<b>15</b>	6	<b>0</b>	0	<b>3</b>
SK		<b>75</b>	1	<b>17</b>	-6	<b>2</b>	2	<b>6</b>
FI		<b>81</b>	1	<b>19</b>	-1	<b>0</b>	0	<b>0</b>
SE		<b>73</b>	0	<b>26</b>	2	<b>0</b>	0	<b>1</b>































**QB6.4** What is your opinion on each of the following statements? Please tell for each statement, whether you are for it or against it.

**A common European policy on migration (%)**

		For		Against		Refusal (SPONTANEOUS)		Don't know
		Sp.2021	Diff. Sp.2021 - Win.20/21	Sp.2021	Diff. Sp.2021 - Win.20/21	Sp.2021	Diff. Sp.2021 - Win.20/21	Sp.2021
EU27		71	-2	22	1	2	1	5
EURO AREA		76	-1	18	1	1	0	5
NON-EURO AREA		57	-2	35	1	2	0	6
BE		88	1	12	-1	0	0	0
BG		62	0	22	-1	3	1	13
CZ		44	-4	52	0	1	1	3
DK		62	4	34	-8	1	1	3
DE		80	-1	16	1	1	0	3
EE		58	-1	42	1	0	0	0
IE		81	1	18	-1	0	0	1
EL		84	-4	14	3	1	1	1
ES		87	1	6	-1	1	0	6
FR		70	5	19	-3	1	-1	10
HR		66	-4	29	4	1	-1	4
IT		71	-6	23	7	2	0	4
CY		86	3	11	-3	1	0	2
LV		59	-2	35	-4	1	1	5
LT		76	-2	24	2	0	0	0
LU		82	-5	14	1	1	1	3
HU		55	1	41	-1	1	-1	3
MT		70	2	21	2	0	0	9
NL		82	0	18	2	0	-1	0
AT		51	4	42	-1	3	-2	4
PL		56	-1	34	1	4	1	6
PT		74	-18	20	12	0	0	6
RO		57	-7	30	3	4	2	9
SI		74	-5	23	2	1	1	2
SK		42	-3	50	0	2	1	6
FI		68	3	32	-2	0	0	0
SE		68	0	32	3	0	0	0





























**QB6.5** What is your opinion on each of the following statements? Please tell for each statement, whether you are for it or against it.

**A common energy policy among EU Member States (%)**

		For		Against		Refusal (SPONTANEOUS)		Don't know
		Sp.2021	Diff. Sp.2021 - Win.20/21	Sp.2021	Diff. Sp.2021 - Win.20/21	Sp.2021	Diff. Sp.2021 - Win.20/21	Sp.2021
EU27		76	-1	17	1	2	1	5
EURO AREA		79	-1	15	2	1	0	5
NON-EURO AREA		68	-3	24	1	2	1	6
BE		89	-2	11	2	0	0	0
BG		63	1	21	0	3	1	13
CZ		61	-3	34	-2	1	1	4
DK		76	1	20	-5	1	1	3
DE		84	1	11	1	1	0	4
EE		80	-1	20	1	0	0	0
IE		87	-2	12	1	0	0	1
EL		78	-10	18	6	1	1	3
ES		83	-2	8	2	1	0	8
FR		75	4	13	-4	1	0	11
HR		74	-2	20	0	1	-1	5
IT		73	-2	21	4	3	1	3
CY		87	1	7	-1	3	0	3
LV		74	-7	21	2	0	0	5
LT		86	0	14	0	0	0	0
LU		86	-4	10	0	1	1	3
HU		80	-4	16	3	1	0	3
MT		83	8	5	-4	0	0	12
NL		80	1	18	-1	1	1	1
AT		60	-3	32	3	3	0	5
PL		68	-3	22	1	3	2	7
PT		73	-24	18	15	0	0	9
RO		60	-5	28	2	4	3	8
SI		83	-5	15	3	0	0	2
SK		76	2	17	-6	2	2	5
FI		66	1	34	-1	0	0	0
SE		73	-1	26	2	0	0	1





























**QB6.6** What is your opinion on each of the following statements? Please tell for each statement, whether you are for it or against it.

**Further enlargement of the EU to include other countries in future years (%)**

		For		Against		Refusal (SPONTANEOUS)		Don't know
		Sp.2021	Diff. Sp.2021 - Win.20/21	Sp.2021	Diff. Sp.2021 - Win.20/21	Sp.2021	Diff. Sp.2021 - Win.20/21	
EU27		46	0	43	-1	3	1	8
EURO AREA		42	1	47	-1	3	0	8
NON-EURO AREA		57	-3	33	2	3	1	7
BE		34	-1	66	2	0	0	0
BG		53	-2	23	1	4	1	20
CZ		50	-6	44	0	2	2	4
DK		37	1	55	-9	1	1	7
DE		32	6	57	-6	3	0	8
EE		55	-1	45	1	0	0	0
IE		58	-4	42	5	0	0	0
EL		50	0	39	-7	5	3	6
ES		67	5	17	0	3	-1	13
FR		30	0	56	-3	2	0	12
HR		69	-1	25	0	2	0	4
IT		51	0	38	3	4	1	7
CY		54	7	33	-7	5	0	8
LV		58	1	35	-8	1	1	6
LT		78	2	22	-2	0	0	0
LU		32	0	61	-7	2	2	5
HU		71	3	21	-3	3	0	5
MT		54	-2	17	-3	13	7	16
NL		30	-1	67	4	1	-1	2
AT		29	3	61	-3	5	0	5
PL		62	-4	26	2	4	2	8
PT		49	-17	40	6	3	3	8
RO		59	-6	30	6	3	1	8
SI		68	5	28	-9	1	1	3
SK		55	1	34	-5	3	2	8
FI		29	4	71	-3	0	0	0
SE		36	-4	63	5	0	0	1





























**QB6.7** What is your opinion on each of the following statements? Please tell for each statement, whether you are for it or against it.

**The free movement of EU citizens who can live, work, study and do business anywhere in the EU (%)**

		For		Against		Refusal (SPONTANEOUS)		Don't know
		Sp.2021	Diff. Sp.2021 - Win.20/21	Sp.2021	Diff. Sp.2021 - Win.20/21	Sp.2021	Diff. Sp.2021 - Win.20/21	Sp.2021
EU27		86	1	11	0	1	0	2
EURO AREA		87	1	10	0	1	0	2
NON-EURO AREA		81	-2	14	0	2	1	3
BE		92	2	8	-2	0	0	0
BG		87	-4	6	2	1	0	6
CZ		90	-6	8	4	0	0	2
DK		81	7	16	-10	0	0	3
DE		89	0	8	2	1	0	2
EE		95	0	5	0	0	0	0
IE		97	2	3	-2	0	0	0
EL		89	-4	10	3	1	1	0
ES		95	3	2	-2	1	0	2
FR		85	2	10	-1	1	0	4
HR		87	0	11	1	1	-1	1
IT		76	-1	18	2	3	1	3
CY		89	-4	7	2	2	1	2
LV		93	-3	5	1	0	0	2
LT		94	-1	6	1	0	0	0
LU		92	0	6	-2	0	0	2
HU		87	-1	11	1	1	1	1
MT		86	4	4	-1	2	0	8
NL		85	-3	14	3	0	0	1
AT		74	0	20	-1	3	0	3
PL		81	0	14	-1	3	2	2
PT		93	-3	4	0	1	1	2
RO		72	-3	20	0	2	1	6
SI		90	-3	9	2	0	0	1
SK		90	0	7	-1	1	1	2
FI		90	3	10	-3	0	0	0
SE		82	0	18	1	0	0	0





























**QB6.8** What is your opinion on each of the following statements? Please tell for each statement, whether you are for it or against it.

**A common EU health policy (%)**

		For	Against	Refusal (SPONTANEOUS)	Don't know
EU27		72	22	2	4
EURO AREA		74	21	1	4
NON-EURO AREA		68	26	2	4
BE		81	19	0	0
BG		75	13	2	10
CZ		65	30	1	4
DK		44	50	1	5
DE		69	25	2	4
EE		80	20	0	0
IE		87	13	0	0
EL		84	13	2	1
ES		78	14	1	7
FR		75	17	2	6
HR		75	20	2	3
IT		72	23	2	3
CY		93	5	1	1
LV		85	11	0	4
LT		85	15	0	0
LU		77	18	1	4
HU		79	18	1	2
MT		84	6	1	9
NL		66	33	0	1
AT		54	38	4	4
PL		73	21	3	3
PT		81	15	0	4
RO		66	25	3	6
SI		76	20	1	3
SK		81	14	1	4
FI		60	40	0	0
SE		53	46	0	1





























**QB7.1** And what is your opinion on each of the following statements? Please tell for each statement, whether you are for it or against it.

**A common European Asylum system (%)**

		For		Against		Refusal (SPONTANEOUS)		Don't know
		Sp.2021	Diff. Sp.2021 - Win.20/21	Sp.2021	Diff. Sp.2021 - Win.20/21	Sp.2021	Diff. Sp.2021 - Win.20/21	Sp.2021
EU27		68	0	23	0	2	0	7
EURO AREA		72	0	20	0	2	1	6
NON-EURO AREA		56	-2	34	2	2	0	8
BE		84	0	16	0	0	0	0
BG		57	2	21	0	4	0	18
CZ		41	-4	55	0	1	1	3
DK		68	5	28	-9	0	0	4
DE		83	1	13	0	1	0	3
EE		52	-4	48	4	0	0	0
IE		76	-3	23	2	0	0	1
EL		83	-5	10	0	2	2	5
ES		71	-2	16	3	3	0	10
FR		63	4	24	-2	1	0	12
HR		63	-9	31	9	1	-1	5
IT		69	0	25	5	1	-1	5
CY		82	-3	11	1	2	1	5
LV		50	-4	42	-4	1	1	7
LT		63	2	37	-2	0	0	0
LU		76	-6	20	2	1	1	3
HU		57	0	39	2	1	-1	3
MT		79	9	7	-4	0	-4	14
NL		80	1	19	1	0	-1	1
AT		50	5	43	-3	3	0	4
PL		54	-3	32	2	4	1	10
PT		68	-16	21	6	2	2	9
RO		54	-2	34	4	2	0	10
SI		67	-10	28	5	1	1	4
SK		43	-4	47	0	2	1	8
FI		68	4	32	-4	0	0	0
SE		74	1	26	0	0	0	0





























**QB7.2** And what is your opinion on each of the following statements? Please tell for each statement, whether you are for it or against it.

**A reinforcement of EU external borders with more European border guards and coast guards (%)**

		For		Against		Refusal (SPONTANEOUS)		Don't know
		Sp.2021	Diff. Sp.2021 - Win.20/21	Sp.2021	Diff. Sp.2021 - Win.20/21	Sp.2021	Diff. Sp.2021 - Win.20/21	Sp.2021
EU27		69	0	24	0	2	1	5
EURO AREA		68	0	25	0	2	1	5
NON-EURO AREA		71	-2	21	1	3	2	5
BE		68	2	32	-2	0	0	0
BG		78	-1	10	2	3	1	9
CZ		81	-4	16	1	1	1	2
DK		61	-11	32	5	1	1	6
DE		61	0	32	0	2	1	5
EE		86	1	14	-1	0	0	0
IE		63	-2	37	3	0	0	0
EL		92	3	5	-6	2	2	1
ES		66	2	24	1	3	0	7
FR		67	0	23	-1	2	1	8
HR		75	-3	21	3	1	0	3
IT		72	0	23	4	1	-1	4
CY		89	-3	6	0	2	2	3
LV		71	-8	24	3	1	1	4
LT		87	7	13	-7	0	0	0
LU		61	-5	33	-1	1	1	5
HU		85	0	11	0	2	0	2
MT		88	6	3	-2	0	-1	9
NL		67	8	29	-6	1	0	3
AT		72	6	23	-4	2	-1	3
PL		68	-3	21	2	4	2	7
PT		84	8	10	-14	1	1	5
RO		66	-4	25	4	2	0	7
SI		70	-9	26	5	1	1	3
SK		84	-6	11	2	1	1	4
FI		81	-1	18	1	0	0	1
SE		66	7	33	-6	0	0	1

**QB8.1** Overall, to what extent do you think that you are well informed about what healthcare you have the right to get reimbursed for ...?





























**In (OUR COUNTRY) (%)**

		Very well informed		Fairly well informed		Not very well informed		Not at all informed		Don't know	Total 'Well informed'		Total 'Not well informed'	
		Sp.2021	Diff. Sp.2021 - Oct. 2014	Sp.2021	Diff. Sp.2021 - Oct. 2014	Sp.2021	Diff. Sp.2021 - Oct. 2014	Sp.2021	Diff. Sp.2021 - Oct. 2014		Sp.2021	Diff. Sp.2021 - Oct. 2014	Sp.2021	Diff. Sp.2021 - Oct. 2014
EU27		<b>19</b>	6	<b>45</b>	9	<b>25</b>	-6	<b>10</b>	-8	<b>1</b>	<b>64</b>	15	<b>35</b>	-14
EURO AREA		<b>19</b>	6	<b>45</b>	9	<b>25</b>	-6	<b>10</b>	-8	<b>1</b>	<b>64</b>	15	<b>35</b>	-14
NON-EURO AREA		<b>19</b>	5	<b>46</b>	12	<b>25</b>	-6	<b>9</b>	-9	<b>1</b>	<b>65</b>	17	<b>34</b>	-15
BE		<b>25</b>	7	<b>55</b>	11	<b>18</b>	-11	<b>2</b>	-6	<b>0</b>	<b>80</b>	18	<b>20</b>	-17
BG		<b>13</b>	5	<b>26</b>	3	<b>32</b>	4	<b>25</b>	-12	<b>4</b>	<b>39</b>	8	<b>57</b>	-8
CZ		<b>23</b>	13	<b>50</b>	13	<b>23</b>	-12	<b>4</b>	-13	<b>0</b>	<b>73</b>	26	<b>27</b>	-25
DK		<b>34</b>	13	<b>46</b>	0	<b>17</b>	-8	<b>3</b>	-3	<b>0</b>	<b>80</b>	13	<b>20</b>	-11
DE		<b>21</b>	9	<b>48</b>	9	<b>25</b>	-13	<b>4</b>	-6	<b>2</b>	<b>69</b>	18	<b>29</b>	-19
EE		<b>12</b>	6	<b>43</b>	14	<b>38</b>	-3	<b>7</b>	-14	<b>0</b>	<b>55</b>	20	<b>45</b>	-17
IE		<b>25</b>	8	<b>43</b>	6	<b>26</b>	-1	<b>6</b>	-10	<b>0</b>	<b>68</b>	14	<b>32</b>	-11
EL		<b>7</b>	1	<b>44</b>	12	<b>32</b>	-3	<b>17</b>	-10	<b>0</b>	<b>51</b>	13	<b>49</b>	-13
ES		<b>6</b>	0	<b>29</b>	11	<b>35</b>	1	<b>29</b>	-11	<b>1</b>	<b>35</b>	11	<b>64</b>	-10
FR		<b>33</b>	8	<b>45</b>	2	<b>16</b>	-7	<b>5</b>	-4	<b>1</b>	<b>78</b>	10	<b>21</b>	-11
HR		<b>13</b>	6	<b>48</b>	15	<b>27</b>	-16	<b>11</b>	-5	<b>1</b>	<b>61</b>	21	<b>38</b>	-21
IT		<b>12</b>	6	<b>49</b>	14	<b>26</b>	-1	<b>12</b>	-14	<b>1</b>	<b>61</b>	20	<b>38</b>	-15
CY		<b>13</b>	3	<b>36</b>	4	<b>30</b>	0	<b>20</b>	-7	<b>1</b>	<b>49</b>	7	<b>50</b>	-7
LV		<b>11</b>	2	<b>35</b>	6	<b>41</b>	1	<b>12</b>	-10	<b>1</b>	<b>46</b>	8	<b>53</b>	-9
LT		<b>11</b>	3	<b>38</b>	3	<b>41</b>	7	<b>10</b>	-12	<b>0</b>	<b>49</b>	6	<b>51</b>	-5
LU		<b>31</b>	11	<b>51</b>	2	<b>14</b>	-10	<b>2</b>	-4	<b>2</b>	<b>82</b>	13	<b>16</b>	-14
HU		<b>10</b>	3	<b>45</b>	15	<b>25</b>	-1	<b>18</b>	-17	<b>2</b>	<b>55</b>	18	<b>43</b>	-18
MT		<b>23</b>	5	<b>32</b>	-1	<b>18</b>	-2	<b>17</b>	-6	<b>10</b>	<b>55</b>	4	<b>35</b>	-8
NL		<b>33</b>	12	<b>50</b>	-1	<b>15</b>	-8	<b>2</b>	-2	<b>0</b>	<b>83</b>	11	<b>17</b>	-10
AT		<b>21</b>	1	<b>46</b>	16	<b>23</b>	-8	<b>9</b>	-9	<b>1</b>	<b>67</b>	17	<b>32</b>	-17
PL		<b>20</b>	16	<b>53</b>	13	<b>21</b>	-21	<b>4</b>	-9	<b>2</b>	<b>73</b>	29	<b>25</b>	-30
PT		<b>4</b>	-2	<b>40</b>	6	<b>39</b>	6	<b>15</b>	-11	<b>2</b>	<b>44</b>	4	<b>54</b>	-5
RO		<b>10</b>	5	<b>36</b>	15	<b>36</b>	-2	<b>17</b>	-16	<b>1</b>	<b>46</b>	20	<b>53</b>	-18
SI		<b>16</b>	6	<b>43</b>	7	<b>34</b>	-2	<b>7</b>	-9	<b>0</b>	<b>59</b>	13	<b>41</b>	-11
SK		<b>16</b>	10	<b>39</b>	9	<b>32</b>	-13	<b>9</b>	-9	<b>4</b>	<b>55</b>	19	<b>41</b>	-22
FI		<b>26</b>	4	<b>54</b>	1	<b>18</b>	-3	<b>2</b>	-2	<b>0</b>	<b>80</b>	5	<b>20</b>	-5
SE		<b>37</b>	10	<b>48</b>	-4	<b>14</b>	-3	<b>1</b>	-2	<b>0</b>	<b>85</b>	6	<b>15</b>	-5































**QB8.2** Overall, to what extent do you think that you are well informed about what healthcare you have the right to get reimbursed for ...?





























**In another EU country (%)**

		Very well informed		Fairly well informed		Not very well informed		Not at all informed		Don't know	Total 'Well informed'		Total 'Not well informed'	
		Sp.2021	Diff. Sp.2021 - Oct. 2014	Sp.2021	Diff. Sp.2021 - Oct. 2014	Sp.2021	Diff. Sp.2021 - Oct. 2014	Sp.2021	Diff. Sp.2021 - Oct. 2014		Sp.2021	Diff. Sp.2021 - Oct. 2014	Sp.2021	Diff. Sp.2021 - Oct. 2014
EU27		4	1	21	7	39	4	33	-10	3	25	8	72	-6
EURO AREA		4	1	18	6	39	5	36	-9	3	22	7	75	-4
NON-EURO AREA		7	2	28	9	40	5	23	-15	2	35	11	63	-10
BE		3	-1	22	5	50	15	25	-15	0	25	4	75	0
BG		6	5	15	8	34	11	41	-24	4	21	13	75	-13
CZ		4	2	22	10	47	13	25	-25	2	26	12	72	-12
DK		3	-1	19	4	45	-2	31	1	2	22	3	76	-1
DE		3	0	16	3	40	-7	37	2	4	19	3	77	-5
EE		1	-1	16	6	53	15	30	-14	0	17	5	83	1
IE		6	-3	32	6	49	19	13	-17	0	38	3	62	2
EL		2	0	14	8	34	8	49	-17	1	16	8	83	-9
ES		2	0	14	5	36	7	47	-10	1	16	5	83	-3
FR		4	1	16	4	34	8	39	-10	7	20	5	73	-2
HR		5	2	28	15	41	-3	24	-12	2	33	17	65	-15
IT		5	4	21	13	41	11	31	-20	2	26	17	72	-9
CY		7	3	18	6	39	10	35	-17	1	25	9	74	-7
LV		3	1	13	4	42	10	39	-16	3	16	5	81	-6
LT		6	5	19	5	50	15	25	-22	0	25	10	75	-7
LU		6	-1	25	6	47	2	19	-4	3	31	5	66	-2
HU		4	1	25	11	38	9	31	-21	2	29	12	69	-12
MT		5	-3	23	-3	27	-1	33	3	12	28	-6	60	2
NL		6	1	26	4	43	5	23	-4	2	32	5	66	1
AT		6	2	22	6	34	1	37	-7	1	28	8	71	-6
PL		11	9	36	24	35	-9	16	-25	2	47	33	51	-34
PT		3	1	15	3	50	9	29	-14	3	18	4	79	-5
RO		5	2	28	16	39	8	27	-22	1	33	18	66	-14
SI		5	1	23	0	50	8	21	-7	1	28	1	71	1
SK		7	3	23	10	40	-3	25	-12	5	30	13	65	-15
FI		3	-2	26	1	49	10	22	-6	0	29	-1	71	4
SE		5	0	28	-3	54	12	13	-7	0	33	-3	67	5

**QC1a.1** Please tell how attached you feel to...  
**Your city/ town/ village (%)**

		Very attached		Fairly attached		Not very attached		Not at all attached		Don't know	Total 'Attached'		Total 'Not attached'	
		Sp.2021	Diff. Sp.2021 - Win.20/21	Sp.2021	Diff. Sp.2021 - Win.20/21	Sp.2021	Diff. Sp.2021 - Win.20/21	Sp.2021	Diff. Sp.2021 - Win.20/21		Sp.2021	Diff. Sp.2021 - Win.20/21	Sp.2021	Diff. Sp.2021 - Win.20/21
EU27		<b>50</b>	-2	<b>38</b>	1	<b>10</b>	1	<b>2</b>	0	<b>0</b>	<b>88</b>	-1	<b>12</b>	1
EURO AREA		<b>49</b>	-2	<b>38</b>	0	<b>10</b>	1	<b>3</b>	1	<b>0</b>	<b>87</b>	-2	<b>13</b>	2
NON-EURO AREA		<b>53</b>	-4	<b>37</b>	3	<b>9</b>	1	<b>1</b>	0	<b>0</b>	<b>90</b>	-1	<b>10</b>	1
BE		<b>27</b>	-1	<b>49</b>	4	<b>22</b>	-1	<b>2</b>	-2	<b>0</b>	<b>76</b>	3	<b>24</b>	-3
BG		<b>72</b>	-3	<b>23</b>	1	<b>4</b>	2	<b>1</b>	0	<b>0</b>	<b>95</b>	-2	<b>5</b>	2
CZ		<b>33</b>	4	<b>51</b>	-2	<b>13</b>	-2	<b>3</b>	0	<b>0</b>	<b>84</b>	2	<b>16</b>	-2
DK		<b>42</b>	6	<b>40</b>	-3	<b>16</b>	-3	<b>2</b>	0	<b>0</b>	<b>82</b>	3	<b>18</b>	-3
DE		<b>52</b>	-3	<b>36</b>	-1	<b>10</b>	3	<b>2</b>	1	<b>0</b>	<b>88</b>	-4	<b>12</b>	4
EE		<b>27</b>	1	<b>47</b>	-2	<b>23</b>	0	<b>3</b>	1	<b>0</b>	<b>74</b>	-1	<b>26</b>	1
IE		<b>41</b>	0	<b>43</b>	3	<b>13</b>	-3	<b>3</b>	0	<b>0</b>	<b>84</b>	3	<b>16</b>	-3
EL		<b>80</b>	16	<b>18</b>	-9	<b>1</b>	-6	<b>1</b>	-1	<b>0</b>	<b>98</b>	7	<b>2</b>	-7
ES		<b>62</b>	4	<b>34</b>	-4	<b>4</b>	1	<b>0</b>	-1	<b>0</b>	<b>96</b>	0	<b>4</b>	0
FR		<b>40</b>	-2	<b>36</b>	-2	<b>15</b>	2	<b>8</b>	1	<b>1</b>	<b>76</b>	-4	<b>23</b>	3
HR		<b>63</b>	-3	<b>29</b>	4	<b>7</b>	-1	<b>1</b>	0	<b>0</b>	<b>92</b>	1	<b>8</b>	-1
IT		<b>50</b>	-8	<b>43</b>	6	<b>5</b>	0	<b>2</b>	2	<b>0</b>	<b>93</b>	-2	<b>7</b>	2
CY		<b>63</b>	-3	<b>30</b>	2	<b>5</b>	0	<b>2</b>	1	<b>0</b>	<b>93</b>	-1	<b>7</b>	1
LV		<b>52</b>	-2	<b>36</b>	4	<b>10</b>	-1	<b>2</b>	-1	<b>0</b>	<b>88</b>	2	<b>12</b>	-2
LT		<b>28</b>	-1	<b>53</b>	2	<b>15</b>	-1	<b>4</b>	0	<b>0</b>	<b>81</b>	1	<b>19</b>	-1
LU		<b>39</b>	8	<b>45</b>	0	<b>13</b>	-7	<b>2</b>	-2	<b>1</b>	<b>84</b>	8	<b>15</b>	-9
HU		<b>54</b>	-7	<b>38</b>	6	<b>6</b>	0	<b>2</b>	1	<b>0</b>	<b>92</b>	-1	<b>8</b>	1
MT		<b>41</b>	-5	<b>35</b>	0	<b>19</b>	4	<b>3</b>	0	<b>2</b>	<b>76</b>	-5	<b>22</b>	4
NL		<b>28</b>	-1	<b>44</b>	-2	<b>24</b>	2	<b>4</b>	1	<b>0</b>	<b>72</b>	-3	<b>28</b>	3
AT		<b>60</b>	-4	<b>32</b>	4	<b>7</b>	1	<b>1</b>	-1	<b>0</b>	<b>92</b>	0	<b>8</b>	0
PL		<b>58</b>	-5	<b>37</b>	4	<b>5</b>	1	<b>0</b>	0	<b>0</b>	<b>95</b>	-1	<b>5</b>	1
PT		<b>63</b>	21	<b>36</b>	-10	<b>1</b>	-9	<b>0</b>	-2	<b>0</b>	<b>99</b>	11	<b>1</b>	-11
RO		<b>57</b>	-7	<b>31</b>	3	<b>11</b>	4	<b>1</b>	0	<b>0</b>	<b>88</b>	-4	<b>12</b>	4
SI		<b>49</b>	13	<b>42</b>	-5	<b>8</b>	-7	<b>1</b>	-1	<b>0</b>	<b>91</b>	8	<b>9</b>	-8
SK		<b>55</b>	7	<b>38</b>	-4	<b>5</b>	-4	<b>1</b>	0	<b>1</b>	<b>93</b>	3	<b>6</b>	-4
FI		<b>28</b>	-5	<b>49</b>	2	<b>20</b>	2	<b>3</b>	1	<b>0</b>	<b>77</b>	-3	<b>23</b>	3
SE		<b>39</b>	-1	<b>43</b>	2	<b>16</b>	0	<b>2</b>	-1	<b>0</b>	<b>82</b>	1	<b>18</b>	-1





























**QC1a.2** Please tell how attached you feel to...  
**(OUR COUNTRY) (%)**

		Very attached		Fairly attached		Not very attached		Not at all attached		Don't know	Total 'Attached'		Total 'Not attached'	
		Sp.2021	Diff. Sp.2021 - Win.20/21	Sp.2021	Diff. Sp.2021 - Win.20/21	Sp.2021	Diff. Sp.2021 - Win.20/21	Sp.2021	Diff. Sp.2021 - Win.20/21		Sp.2021	Diff. Sp.2021 - Win.20/21	Sp.2021	Diff. Sp.2021 - Win.20/21
EU27		<b>54</b>	-2	<b>38</b>	2	<b>7</b>	1	<b>1</b>	-1	<b>0</b>	<b>92</b>	0	<b>8</b>	0
EURO AREA		<b>53</b>	-1	<b>38</b>	0	<b>7</b>	1	<b>2</b>	0	<b>0</b>	<b>91</b>	-1	<b>9</b>	1
NON-EURO AREA		<b>58</b>	-5	<b>35</b>	4	<b>6</b>	1	<b>1</b>	0	<b>0</b>	<b>93</b>	-1	<b>7</b>	1
BE		<b>28</b>	3	<b>49</b>	-1	<b>20</b>	-2	<b>3</b>	0	<b>0</b>	<b>77</b>	2	<b>23</b>	-2
BG		<b>72</b>	-4	<b>24</b>	3	<b>3</b>	1	<b>1</b>	0	<b>0</b>	<b>96</b>	-1	<b>4</b>	1
CZ		<b>40</b>	-3	<b>49</b>	5	<b>9</b>	-2	<b>2</b>	0	<b>0</b>	<b>89</b>	2	<b>11</b>	-2
DK		<b>79</b>	0	<b>18</b>	0	<b>3</b>	0	<b>0</b>	0	<b>0</b>	<b>97</b>	0	<b>3</b>	0
DE		<b>51</b>	-5	<b>40</b>	3	<b>7</b>	1	<b>2</b>	2	<b>0</b>	<b>91</b>	-2	<b>9</b>	3
EE		<b>49</b>	-7	<b>41</b>	5	<b>9</b>	2	<b>1</b>	0	<b>0</b>	<b>90</b>	-2	<b>10</b>	2
IE		<b>61</b>	0	<b>31</b>	0	<b>6</b>	-1	<b>2</b>	1	<b>0</b>	<b>92</b>	0	<b>8</b>	0
EL		<b>80</b>	9	<b>17</b>	-6	<b>2</b>	-3	<b>1</b>	0	<b>0</b>	<b>97</b>	3	<b>3</b>	-3
ES		<b>49</b>	-1	<b>39</b>	-1	<b>9</b>	1	<b>3</b>	1	<b>0</b>	<b>88</b>	-2	<b>12</b>	2
FR		<b>57</b>	0	<b>36</b>	2	<b>5</b>	-1	<b>2</b>	-1	<b>0</b>	<b>93</b>	2	<b>7</b>	-2
HR		<b>60</b>	0	<b>31</b>	4	<b>8</b>	-4	<b>1</b>	0	<b>0</b>	<b>91</b>	4	<b>9</b>	-4
IT		<b>51</b>	-5	<b>42</b>	3	<b>6</b>	2	<b>1</b>	0	<b>0</b>	<b>93</b>	-2	<b>7</b>	2
CY		<b>68</b>	-3	<b>28</b>	2	<b>4</b>	1	<b>0</b>	0	<b>0</b>	<b>96</b>	-1	<b>4</b>	1
LV		<b>55</b>	-8	<b>31</b>	7	<b>10</b>	1	<b>4</b>	0	<b>0</b>	<b>86</b>	-1	<b>14</b>	1
LT		<b>44</b>	-4	<b>42</b>	4	<b>11</b>	1	<b>3</b>	-1	<b>0</b>	<b>86</b>	0	<b>14</b>	0
LU		<b>52</b>	11	<b>38</b>	-9	<b>9</b>	0	<b>1</b>	-2	<b>0</b>	<b>90</b>	2	<b>10</b>	-2
HU		<b>59</b>	-6	<b>35</b>	6	<b>5</b>	0	<b>1</b>	0	<b>0</b>	<b>94</b>	0	<b>6</b>	0
MT		<b>56</b>	-6	<b>34</b>	7	<b>8</b>	-1	<b>1</b>	0	<b>1</b>	<b>90</b>	1	<b>9</b>	-1
NL		<b>41</b>	-1	<b>43</b>	-4	<b>14</b>	5	<b>2</b>	0	<b>0</b>	<b>84</b>	-5	<b>16</b>	5
AT		<b>64</b>	-2	<b>29</b>	1	<b>6</b>	2	<b>1</b>	-1	<b>0</b>	<b>93</b>	-1	<b>7</b>	1
PL		<b>58</b>	-6	<b>37</b>	5	<b>4</b>	1	<b>1</b>	0	<b>0</b>	<b>95</b>	-1	<b>5</b>	1
PT		<b>65</b>	6	<b>34</b>	-3	<b>1</b>	-2	<b>0</b>	-1	<b>0</b>	<b>99</b>	3	<b>1</b>	-3
RO		<b>56</b>	-3	<b>34</b>	2	<b>8</b>	2	<b>2</b>	-1	<b>0</b>	<b>90</b>	-1	<b>10</b>	1
SI		<b>52</b>	2	<b>41</b>	3	<b>6</b>	-4	<b>1</b>	-1	<b>0</b>	<b>93</b>	5	<b>7</b>	-5
SK		<b>56</b>	5	<b>40</b>	-3	<b>3</b>	-3	<b>1</b>	1	<b>0</b>	<b>96</b>	2	<b>4</b>	-2
FI		<b>58</b>	-5	<b>35</b>	3	<b>6</b>	2	<b>1</b>	0	<b>0</b>	<b>93</b>	-2	<b>7</b>	2
SE		<b>56</b>	-7	<b>38</b>	7	<b>6</b>	1	<b>0</b>	-1	<b>0</b>	<b>94</b>	0	<b>6</b>	0

Spring 2021

Tables of results





























**QC1a.3** Please tell how attached you feel to...  
**The European Union (%)**

		Very attached		Fairly attached		Not very attached		Not at all attached		Don't know	Total 'Attached'		Total 'Not attached'	
		Sp.2021	Diff. Sp.2021 - Win.20/21	Sp.2021	Diff. Sp.2021 - Win.20/21	Sp.2021	Diff. Sp.2021 - Win.20/21	Sp.2021	Diff. Sp.2021 - Win.20/21		Sp.2021	Diff. Sp.2021 - Win.20/21	Sp.2021	Diff. Sp.2021 - Win.20/21
EU27		15	-2	42	-1	31	2	11	2	1	57	-3	42	4
EURO AREA		14	-2	42	0	31	1	12	2	1	56	-2	43	3
NON-EURO AREA		16	-4	45	0	28	2	9	1	2	61	-4	37	3
BE		13	-1	43	-1	35	2	9	0	0	56	-2	44	2
BG		17	1	38	-5	24	0	17	4	4	55	-4	41	4
CZ		8	-2	37	-6	35	2	19	5	1	45	-8	54	7
DK		14	2	45	4	31	-5	9	-2	1	59	6	40	-7
DE		20	-1	45	2	24	-3	9	2	2	65	1	33	-1
EE		9	-1	41	-5	41	5	9	1	0	50	-6	50	6
IE		20	-3	49	-3	25	7	6	-1	0	69	-6	31	6
EL		5	-5	24	-9	45	3	26	11	0	29	-14	71	14
ES		13	-7	45	0	33	6	8	3	1	58	-7	41	9
FR		16	0	40	-1	27	0	15	1	2	56	-1	42	1
HR		18	-1	40	-1	30	1	11	1	1	58	-2	41	2
IT		9	-1	40	1	37	2	14	0	0	49	0	51	2
CY		10	0	42	1	35	-4	13	3	0	52	1	48	-1
LV		23	-3	42	-6	24	5	10	3	1	65	-9	34	8
LT		12	-3	44	-3	32	4	12	2	0	56	-6	44	6
LU		24	-3	47	4	22	-1	6	-1	1	71	1	28	-2
HU		22	-5	45	2	25	3	7	0	1	67	-3	32	3
MT		14	-5	46	5	29	-1	8	1	3	60	0	37	0
NL		8	-1	31	-4	45	-1	16	6	0	39	-5	61	5
AT		17	0	33	2	31	-1	17	-2	2	50	2	48	-3
PL		19	-4	53	1	22	2	4	1	2	72	-3	26	3
PT		11	-6	52	-9	28	8	9	7	0	63	-15	37	15
RO		18	-5	43	0	29	3	8	2	2	61	-5	37	5
SI		17	2	44	-5	32	3	7	0	0	61	-3	39	3
SK		17	2	42	-5	30	0	9	2	2	59	-3	39	2
FI		6	0	32	-5	45	6	17	-1	0	38	-5	62	5
SE		6	-4	33	-3	45	4	16	3	0	39	-7	61	7

Spring 2021





























Tables of results

**QC1a.4** Please tell how attached you feel to...  
**Europe (%)**

		Very attached		Fairly attached		Not very attached		Not at all attached		Don't know	Total 'Attached'		Total 'Not attached'	
		Sp.2021	Diff. Sp.2021 - Win.20/21	Sp.2021	Diff. Sp.2021 - Win.20/21	Sp.2021	Diff. Sp.2021 - Win.20/21	Sp.2021	Diff. Sp.2021 - Win.20/21	Sp.2021	Sp.2021	Diff. Sp.2021 - Win.20/21	Sp.2021	Diff. Sp.2021 - Win.20/21
EU27		18	-3	47	-1	26	3	8	1	1	65	-4	34	4
EURO AREA		17	-2	46	-1	27	3	9	1	1	63	-3	36	4
NON-EURO AREA		20	-5	51	1	22	2	6	2	1	71	-4	28	4
BE		17	-2	51	-3	25	4	7	1	0	68	-5	32	5
BG		20	3	40	-7	23	2	14	3	3	60	-4	37	5
CZ		17	-8	50	-4	24	8	8	3	1	67	-12	32	11
DK		26	1	53	0	17	-2	3	0	1	79	1	20	-2
DE		25	-3	49	0	18	1	6	2	2	74	-3	24	3
EE		14	-4	44	-3	34	3	8	4	0	58	-7	42	7
IE		26	-6	53	2	18	4	3	0	0	79	-4	21	4
EL		8	-6	33	-10	38	6	21	10	0	41	-16	59	16
ES		14	-7	45	0	32	5	8	3	1	59	-7	40	8
FR		18	1	42	-3	26	3	12	-1	2	60	-2	38	2
HR		19	-1	41	-1	29	1	10	1	1	60	-2	39	2
IT		10	-1	44	-2	33	4	13	1	0	54	-3	46	5
CY		10	-1	42	0	34	-3	14	4	0	52	-1	48	1
LV		29	-8	40	-5	21	8	9	4	1	69	-13	30	12
LT		16	-6	49	1	25	2	10	3	0	65	-5	35	5
LU		27	-4	51	2	17	2	4	-1	1	78	-2	21	1
HU		31	-3	51	2	15	2	3	-1	0	82	-1	18	1
MT		20	-9	49	4	23	5	5	0	3	69	-5	28	5
NL		12	-5	43	-6	37	8	8	3	0	55	-11	45	11
AT		21	1	44	0	26	1	8	-2	1	65	1	34	-1
PL		18	-6	58	3	19	2	4	1	1	76	-3	23	3
PT		8	-12	56	-8	27	12	8	7	1	64	-20	35	19
RO		19	-5	41	2	29	0	9	3	2	60	-3	38	3
SI		19	-2	50	-4	26	5	5	1	0	69	-6	31	6
SK		20	2	49	-5	24	2	5	0	2	69	-3	29	2
FI		16	-4	52	0	26	4	6	0	0	68	-4	32	4
SE		18	-9	54	4	22	4	6	1	0	72	-5	28	5





























**QC2.1** For each of the following statements, please tell to what extent it corresponds or not to your own opinion.

**You feel you are a citizen of the EU (%)**

		Yes, definitely		Yes, to some extent		No, not really		No, definitely not		Don't know	Total 'Yes'		Total 'No'	
		Sp.2021	Diff. Sp.2021 - Win.20/21	Sp.2021	Diff. Sp.2021 - Win.20/21	Sp.2021	Diff. Sp.2021 - Win.20/21	Sp.2021	Diff. Sp.2021 - Win.20/21		Sp.2021	Diff. Sp.2021 - Win.20/21	Sp.2021	Diff. Sp.2021 - Win.20/21
EU27		31	-3	41	1	19	1	8	1	1	72	-2	27	2
EURO AREA		32	-3	40	2	19	1	8	0	1	72	-1	27	1
NON-EURO AREA		28	-3	45	0	19	2	7	1	1	73	-3	26	3
BE		36	-2	41	0	21	2	2	0	0	77	-2	23	2
BG		18	-3	37	-1	25	1	18	2	2	55	-4	43	3
CZ		27	-10	40	3	21	3	12	4	0	67	-7	33	7
DK		36	1	40	-1	16	-2	7	1	1	76	0	23	-1
DE		49	-4	35	4	11	0	4	0	1	84	0	15	0
EE		39	-4	43	2	14	2	4	0	0	82	-2	18	2
IE		51	-7	37	4	9	2	3	1	0	88	-3	12	3
EL		15	-8	36	-5	30	3	19	10	0	51	-13	49	13
ES		39	-4	44	3	14	2	3	0	0	83	-1	17	2
FR		24	1	37	-1	22	0	15	0	2	61	0	37	0
HR		26	-5	44	3	21	-3	8	4	1	70	-2	29	1
IT		18	-3	41	3	29	1	12	1	0	59	0	41	2
CY		23	2	48	-2	23	-1	6	1	0	71	0	29	0
LV		29	-3	41	-3	22	4	8	2	0	70	-6	30	6
LT		35	-6	45	4	13	0	7	2	0	80	-2	20	2
LU		52	-6	36	5	8	0	3	0	1	88	-1	11	0
HU		32	-4	46	0	16	2	5	2	1	78	-4	21	4
MT		25	-6	58	8	10	-1	4	2	3	83	2	14	1
NL		26	-4	43	-3	23	4	8	3	0	69	-7	31	7
AT		29	1	46	2	17	-1	7	-2	1	75	3	24	-3
PL		30	-3	51	1	14	2	4	1	1	81	-2	18	3
PT		26	-32	58	22	11	6	5	4	0	84	-10	16	10
RO		24	-4	44	1	24	4	7	0	1	68	-3	31	4
SI		34	-2	47	1	15	0	4	1	0	81	-1	19	1
SK		32	-3	45	-3	15	2	6	3	2	77	-6	21	5
FI		26	-1	45	-2	22	2	7	1	0	71	-3	29	3
SE		25	-5	41	-3	24	5	10	3	0	66	-8	34	8





























**QC2.2** For each of the following statements, please tell to what extent it corresponds or not to your own opinion.

**You know what your rights are as a citizen of the EU (%)**

		Yes, definitely		Yes, to some extent		No, not really		No, definitely not		Don't know	Total 'Yes'		Total 'No'	
		Sp.2021	Diff. Sp.2021 - Win.20/21	Sp.2021	Diff. Sp.2021 - Win.20/21	Sp.2021	Diff. Sp.2021 - Win.20/21	Sp.2021	Diff. Sp.2021 - Win.20/21		Sp.2021	Diff. Sp.2021 - Win.20/21	Sp.2021	Diff. Sp.2021 - Win.20/21
EU27		13	-3	41	-4	32	3	13	4	1	54	-7	45	7
EURO AREA		12	-4	41	-3	33	3	13	4	1	53	-7	46	7
NON-EURO AREA		16	-3	43	-4	30	4	10	4	1	59	-7	40	8
BE		12	-1	46	-2	38	2	4	1	0	58	-3	42	3
BG		10	2	30	-7	34	-1	24	6	2	40	-5	58	5
CZ		9	-6	45	-13	36	11	9	7	1	54	-19	45	18
DK		12	-2	47	-8	32	5	8	4	1	59	-10	40	9
DE		19	-4	51	-2	22	3	7	3	1	70	-6	29	6
EE		8	-10	55	-2	33	10	4	2	0	63	-12	37	12
IE		15	-6	58	-5	25	10	2	1	0	73	-11	27	11
EL		6	-4	36	-6	37	2	21	8	0	42	-10	58	10
ES		11	-6	46	2	31	2	12	3	0	57	-4	43	5
FR		7	-4	27	-5	39	3	26	6	1	34	-9	65	9
HR		15	0	34	-6	35	-3	15	8	1	49	-6	50	5
IT		11	-1	30	-2	42	0	16	3	1	41	-3	58	3
CY		9	-4	51	0	33	4	7	1	0	60	-4	40	5
LV		12	1	39	-8	37	1	12	6	0	51	-7	49	7
LT		14	-7	52	-4	28	9	6	2	0	66	-11	34	11
LU		17	-11	51	-1	28	10	3	1	1	68	-12	31	11
HU		19	-3	39	0	32	-1	10	4	0	58	-3	42	3
MT		8	-5	54	5	29	2	6	0	3	62	0	35	2
NL		10	-3	46	-5	37	5	7	3	0	56	-8	44	8
AT		19	1	45	-5	27	4	8	0	1	64	-4	35	4
PL		21	-3	48	-2	23	3	6	3	2	69	-5	29	6
PT		8	-10	42	-24	34	19	16	15	0	50	-34	50	34
RO		17	0	38	-3	29	-1	15	4	1	55	-3	44	3
SI		14	2	49	-9	32	5	5	2	0	63	-7	37	7
SK		15	-3	43	-4	31	1	9	4	2	58	-7	40	5
FI		7	-5	56	-7	34	11	3	1	0	63	-12	37	12
SE		8	-7	48	-6	39	13	5	0	0	56	-13	44	13





























**QC2.3** For each of the following statements, please tell to what extent it corresponds or not to your own opinion.

**You would like to know more about your rights as a citizen of the EU (%)**





























		Yes, definitely		Yes, to some extent		No, not really		No, definitely not		Don't know	Total 'Yes'		Total 'No'	
		Sp.2021	Diff. Sp.2021 - Win.20/21	Sp.2021	Diff. Sp.2021 - Win.20/21	Sp.2021	Diff. Sp.2021 - Win.20/21	Sp.2021	Diff. Sp.2021 - Win.20/21		Sp.2021	Diff. Sp.2021 - Win.20/21	Sp.2021	Diff. Sp.2021 - Win.20/21
EU27		30	-1	40	-1	20	1	8	1	2	70	-2	28	2
EURO AREA		30	-1	40	-1	20	1	8	1	2	70	-2	28	2
NON-EURO AREA		27	-1	43	-1	20	0	8	2	2	70	-2	28	2
BE		34	-2	50	2	15	0	1	0	0	84	0	16	0
BG		36	1	39	-4	9	-2	10	4	6	75	-3	19	2
CZ		35	-7	41	-2	16	3	6	4	2	76	-9	22	7
DK		26	2	41	-5	24	-4	8	6	1	67	-3	32	2
DE		29	1	33	-3	25	2	9	-1	4	62	-2	34	1
EE		44	3	43	1	12	-3	1	-1	0	87	4	13	-4
IE		48	0	42	1	10	-1	0	0	0	90	1	10	-1
EL		41	-14	35	7	16	4	8	3	0	76	-7	24	7
ES		38	4	37	-3	19	0	6	1	0	75	1	25	1
FR		30	2	41	-1	15	-4	13	3	1	71	1	28	-1
HR		33	-1	38	0	20	-1	6	1	3	71	-1	26	0
IT		28	1	45	-3	17	2	9	2	1	73	-2	26	4
CY		72	-4	23	5	5	0	0	-1	0	95	1	5	-1
LV		40	1	40	-7	14	2	5	3	1	80	-6	19	5
LT		45	-4	44	4	9	-1	2	1	0	89	0	11	0
LU		44	-1	39	-1	13	-1	2	1	2	83	-2	15	0
HU		29	1	42	-2	20	-2	8	3	1	71	-1	28	1
MT		44	4	42	-1	8	0	3	0	3	86	3	11	0
NL		21	-8	43	4	32	5	4	-1	0	64	-4	36	4
AT		26	2	34	-5	29	1	7	1	4	60	-3	36	2
PL		22	-2	45	2	21	-1	10	2	2	67	0	31	1
PT		21	-38	50	12	23	20	5	5	1	71	-26	28	25
RO		32	3	39	-5	21	3	7	0	1	71	-2	28	3
SI		33	-16	41	0	20	11	6	5	0	74	-16	26	16
SK		40	1	38	-4	13	-1	5	2	4	78	-3	18	1
FI		16	-3	58	7	24	-4	2	0	0	74	4	26	-4
SE		24	-2	51	5	22	-1	3	-2	0	75	3	25	-3



**QC3a** Which of the following do you think is the most positive result of the EU? Firstly?  
(%)

		Peace among the Member States of the EU		The free movement of people, goods and services within the EU		The euro		Solidarity among Member States of the EU		Education exchange programmes such as ERASMUS		The Common Agricultural Policy		The economic power of the EU	
		Sp.2021	Diff. Sp.2021 - Win.20/21	Sp.2021	Diff. Sp.2021 - Win.20/21	Sp.2021	Diff. Sp.2021 - Win.20/21	Sp.2021	Diff. Sp.2021 - Win.20/21	Sp.2021	Diff. Sp.2021 - Win.20/21	Sp.2021	Diff. Sp.2021 - Win.20/21	Sp.2021	Diff. Sp.2021 - Win.20/21
EU27		28	-2	23	-1	8	0	6	-1	5	0	2	-1	8	1
EURO AREA		31	-1	21	0	10	0	5	-2	5	0	1	-1	7	0
NON-EURO AREA		20	-2	30	-3	2	-1	6	-1	6	0	5	-1	9	1
BE		31	1	19	-2	15	-2	5	-2	3	0	0	-1	4	-1
BG		18	0	40	-6	3	1	8	1	5	2	2	0	8	-1
CZ		29	5	40	-11	2	1	4	-1	5	0	1	1	6	2
DK		35	-1	24	-5	2	1	6	1	3	-1	1	0	3	0
DE		45	-3	18	-1	10	2	4	-1	4	1	1	0	5	1
EE		24	2	40	-3	11	0	3	1	4	0	1	0	5	0
IE		32	2	36	1	7	0	5	-1	1	-1	3	1	5	-1
EL		23	-6	26	-1	6	1	7	-4	6	1	2	0	12	2
ES		17	-5	27	4	10	0	6	1	4	0	1	-2	11	-2
FR		40	3	12	-2	11	-2	6	0	8	1	1	-2	3	0
HR		19	3	32	-4	3	0	10	-4	8	0	2	-1	10	-1
IT		19	-1	17	1	10	2	8	-4	6	-1	2	-1	11	0
CY		26	-8	32	10	7	3	7	0	5	-1	2	-1	6	-3
LV		20	6	37	-1	10	0	3	0	10	0	1	0	6	-1
LT		17	-2	34	1	9	-1	6	0	3	0	1	-1	6	-1
LU		39	0	22	-6	14	2	5	1	5	1	0	0	3	0
HU		17	0	28	-3	5	-3	7	-1	7	1	4	-1	10	-3
MT		13	-10	21	-5	17	4	11	2	9	4	1	0	7	-1
NL		29	-4	31	0	13	3	4	-1	2	0	1	0	4	0
AT		27	2	16	-7	9	-1	6	0	4	-3	4	0	9	3
PL		18	-2	27	-1	2	0	7	0	5	-1	8	-2	11	0
PT		10	-10	36	-3	5	-2	3	-8	9	7	0	0	13	7
RO		12	-3	25	-4	3	-1	5	-3	7	-1	7	0	12	3
SI		27	5	24	-9	16	3	4	-3	6	2	0	-1	8	0
SK		21	0	33	1	13	-2	6	-2	7	1	2	-1	5	-3
FI		33	-1	33	-2	15	2	3	1	2	-1	0	-1	2	0
SE		36	-3	33	0	1	0	5	0	4	0	1	0	1	0





























**QC3a** Which of the following do you think is the most positive result of the EU? Firstly?  
(%)

		The political and diplomatic influence of the EU in the rest of the world		The level of social welfare (healthcare, education, pensions) in the EU		The protection of the environment		Care for human well-being		Other (SPONTANEOUS)		None (SPONTANEOUS)		Don't know
		Sp.2021	Diff. Sp.2021 - Win.20/21	Sp.2021	Diff. Sp.2021 - Win.20/21	Sp.2021	Diff. Sp.2021 - Win.20/21	Sp.2021	Diff. Sp.2021 - Win.20/21	Sp.2021	Diff. Sp.2021 - Win.20/21	Sp.2021	Diff. Sp.2021 - Win.20/21	
EU27		6	0	5	-3	3	N.A	3	N.A	0	0	2	1	1
EURO AREA		6	0	5	-2	3	N.A	3	N.A	0	0	2	0	1
NON-EURO AREA		7	1	6	-2	3	N.A	4	N.A	0	0	1	1	1
BE		5	1	7	-5	3	N.A	6	N.A	0	0	1	1	1
BG		4	0	4	-2	2	N.A	2	N.A	0	0	2	1	2
CZ		4	1	2	-5	4	N.A	3	N.A	0	0	0	0	0
DK		8	-3	6	-3	5	N.A	5	N.A	0	0	1	1	1
DE		5	-1	2	-3	2	N.A	3	N.A	0	0	1	0	0
EE		3	-1	5	-3	1	N.A	3	N.A	0	0	0	0	0
IE		3	-1	3	-5	1	N.A	4	N.A	0	0	0	0	0
EL		8	2	2	-2	1	N.A	1	N.A	0	0	5	4	1
ES		7	1	10	0	1	N.A	2	N.A	0	0	1	-1	3
FR		2	-1	6	-3	4	N.A	2	N.A	0	0	2	-1	3
HR		5	2	6	0	1	N.A	4	N.A	0	0	0	0	0
IT		10	1	7	0	3	N.A	2	N.A	0	0	3	0	2
CY		3	-4	5	-2	2	N.A	3	N.A	0	0	2	1	0
LV		2	-3	4	-8	1	N.A	4	N.A	0	0	1	1	1
LT		5	-1	8	-6	3	N.A	8	N.A	0	0	0	0	0
LU		2	0	4	-4	3	N.A	2	N.A	0	0	0	0	1
HU		6	1	6	1	3	N.A	5	N.A	0	0	1	0	1
MT		3	-1	6	-3	6	N.A	4	N.A	0	0	1	1	1
NL		6	1	2	-7	3	N.A	5	N.A	0	0	0	0	0
AT		6	1	8	0	4	N.A	3	N.A	0	-1	4	0	0
PL		6	0	7	-2	4	N.A	3	N.A	0	0	1	1	1
PT		5	0	8	-1	2	N.A	4	N.A	0	0	2	2	3
RO		9	2	11	0	3	N.A	3	N.A	0	0	1	1	2
SI		3	0	4	-5	3	N.A	3	N.A	1	1	1	1	0
SK		2	-1	5	1	1	N.A	3	N.A	0	0	2	2	0
FI		4	-1	2	-2	3	N.A	3	N.A	0	0	0	-1	0
SE		7	-2	3	-4	4	N.A	4	N.A	0	0	0	0	1

**QC3T** Which of the following do you think is the most positive result of the EU? Firstly? And then?

(%)





























(MAX. 3 ANSWERS)

		Peace among the Member States of the EU		The free movement of people, goods and services within the EU		The euro		Solidarity among Member States of the EU		Education exchange programmes such as ERASMUS		The Common Agricultural Policy		The economic power of the EU	
		Sp.2021	Diff. Sp.2021 - Win.20/21	Sp.2021	Diff. Sp.2021 - Win.20/21	Sp.2021	Diff. Sp.2021 - Win.20/21	Sp.2021	Diff. Sp.2021 - Win.20/21	Sp.2021	Diff. Sp.2021 - Win.20/21	Sp.2021	Diff. Sp.2021 - Win.20/21	Sp.2021	Diff. Sp.2021 - Win.20/21
EU27		47	-5	51	-3	23	-1	22	-3	19	0	9	-2	23	0
EURO AREA		50	-4	50	-2	28	0	21	-3	18	0	7	-2	22	-1
NON-EURO AREA		39	-6	54	-7	9	-2	25	-2	22	-1	16	-2	26	0
BE		49	-4	48	-6	40	0	20	-3	13	-1	4	-2	12	-5
BG		37	-12	66	-7	12	3	29	-2	22	3	8	-2	28	-2
CZ		50	0	67	-12	7	1	20	-2	25	-4	5	2	24	0
DK		59	0	51	-3	5	1	20	-1	14	-5	6	0	11	-3
DE		67	-4	54	-4	29	0	22	0	16	0	5	0	20	0
EE		45	0	71	-4	41	2	10	-3	21	0	4	-4	18	-3
IE		52	-2	68	1	29	5	19	-6	11	-1	13	0	17	-6
EL		54	-3	55	-3	16	-1	22	-9	19	3	6	0	38	1
ES		37	-7	52	-1	21	0	19	0	15	1	4	-5	33	-1
FR		55	-4	40	2	31	-2	16	-5	25	0	9	-4	12	-1
HR		41	1	63	-3	10	-1	33	-3	29	1	11	-5	34	3
IT		37	-1	42	-3	23	-1	27	-5	21	1	11	0	26	0
CY		48	-11	57	-1	14	0	32	-3	30	2	9	-3	15	-4
LV		40	4	62	-3	32	-2	12	-3	33	2	6	-2	21	-5
LT		36	-9	60	-3	24	-2	22	-4	15	-1	7	-2	29	0
LU		59	-1	56	-6	43	7	16	-2	18	-2	4	0	12	-3
HU		33	-4	57	-2	12	-7	23	-3	27	2	14	-3	27	-7
MT		30	-9	47	-6	33	1	26	-5	28	2	7	2	23	-4
NL		47	-10	57	-9	41	6	18	-6	8	-7	6	0	13	-6
AT		46	0	42	-9	28	-3	22	-1	15	-7	10	-2	27	-1
PL		35	-7	51	-7	7	0	29	2	19	-1	23	-5	31	1
PT		25	-18	62	-7	23	-4	21	-14	24	11	4	0	32	9
RO		28	-7	43	-9	14	-9	24	-7	27	2	21	-1	29	4
SI		49	1	54	-9	43	1	17	-10	21	4	4	-2	27	-1
SK		41	-6	66	-4	37	-4	17	-3	31	7	10	-1	20	-2
FI		57	-6	62	-4	37	-1	11	-2	10	-2	2	-2	11	1
SE		61	-7	61	-2	5	1	21	-4	20	-3	5	-3	10	0

**QC3T** Which of the following do you think is the most positive result of the EU? Firstly? And then?

(%)





























(MAX. 3 ANSWERS)

		The political and diplomatic influence of the EU in the rest of the world		The level of social welfare (healthcare, education, pensions) in the EU		The protection of the environment		Care for human well-being		Other (SPONTANEOUS)		None (SPONTANEOUS)		Don't know
		Sp.2021	Diff. Sp.2021 - Win.20/21	Sp.2021	Diff. Sp.2021 - Win.20/21	Sp.2021	Diff. Sp.2021 - Win.20/21	Sp.2021	Diff. Sp.2021 - Win.20/21	Sp.2021	Diff. Sp.2021 - Win.20/21	Sp.2021	Diff. Sp.2021 - Win.20/21	
EU27		19	-2	18	-6	14	N.A.	11	N.A.	0	0	3	0	3
EURO AREA		19	-2	17	-6	14	N.A.	11	N.A.	0	0	4	0	3
NON-EURO AREA		22	1	21	-4	15	N.A.	12	N.A.	0	0	1	0	2
BE		15	-2	22	-12	16	N.A.	17	N.A.	0	0	1	1	1
BG		17	-1	15	-1	7	N.A.	11	N.A.	0	0	3	2	4
CZ		17	-2	15	-10	18	N.A.	14	N.A.	0	0	1	0	0
DK		28	-10	21	-12	25	N.A.	16	N.A.	0	0	1	0	2
DE		18	-3	11	-8	12	N.A.	12	N.A.	0	-1	2	0	1
EE		16	-2	21	-9	11	N.A.	14	N.A.	0	0	2	1	0
IE		17	-3	18	-7	9	N.A.	15	N.A.	0	0	1	1	0
EL		32	6	6	-10	6	N.A.	4	N.A.	0	0	8	5	1
ES		22	1	28	1	10	N.A.	8	N.A.	0	0	3	-1	6
FR		11	-3	16	-9	18	N.A.	10	N.A.	0	0	7	0	5
HR		13	2	20	-2	7	N.A.	11	N.A.	0	0	0	0	0
IT		23	-4	18	-4	16	N.A.	10	N.A.	0	0	5	1	4
CY		9	-7	29	-6	19	N.A.	13	N.A.	0	0	3	1	0
LV		12	-8	17	-11	9	N.A.	14	N.A.	0	0	2	2	2
LT		18	-6	27	-9	17	N.A.	21	N.A.	0	0	0	0	0
LU		12	-2	20	-10	13	N.A.	8	N.A.	0	0	0	0	1
HU		20	-4	20	1	18	N.A.	12	N.A.	0	0	1	0	2
MT		13	-2	25	0	18	N.A.	16	N.A.	1	1	2	1	2
NL		20	-3	15	-10	17	N.A.	17	N.A.	0	0	1	0	1
AT		23	2	28	1	17	N.A.	10	N.A.	0	-1	6	0	1
PL		21	3	22	-4	15	N.A.	11	N.A.	0	0	1	0	2
PT		14	-9	23	-5	14	N.A.	18	N.A.	0	0	2	2	4
RO		27	9	28	0	10	N.A.	9	N.A.	0	0	1	0	3
SI		8	-1	18	-12	15	N.A.	12	N.A.	1	1	2	2	0
SK		11	-3	13	-1	13	N.A.	9	N.A.	0	0	3	2	1
FI		24	-3	14	-8	16	N.A.	16	N.A.	0	0	1	0	0
SE		27	-9	15	-9	20	N.A.	18	N.A.	1	1	4	1	3

**QC4** In your opinion, among the following subjects, which are those that most create a feeling of community among EU citizens?

(%)





























(MAX. 3 ANSWERS)

		History		Religion		Values		Geography		Languages		The rule of law	
		Sp.2021	Diff. Sp.2021 - Win.2021	Sp.2021	Diff. Sp.2021 - Win.2021	Sp.2021	Diff. Sp.2021 - Win.2021	Sp.2021	Diff. Sp.2021 - Win.2021	Sp.2021	Diff. Sp.2021 - Win.2021	Sp.2021	Diff. Sp.2021 - Win.2021
EU27		22	0	7	-1	23	0	20	2	9	0	19	0
EURO AREA		22	0	7	0	23	0	20	2	10	1	19	-1
NON-EURO AREA		19	-2	10	0	23	0	18	0	8	0	19	0
BE		22	-1	6	-1	36	3	12	1	12	3	18	-3
BG		18	-3	10	-7	25	-1	25	-4	8	0	18	3
CZ		27	0	7	0	32	-15	11	3	10	5	17	-3
DK		24	1	3	0	26	-2	18	0	7	3	18	-4
DE		20	2	6	0	25	-2	15	2	12	0	23	0
EE		14	-4	7	0	32	-2	22	1	5	0	20	-5
IE		18	-2	5	1	35	2	16	1	8	1	20	-1
EL		24	1	10	-5	18	-7	29	2	9	2	15	-5
ES		25	1	4	-1	17	0	19	3	6	-2	19	-2
FR		27	2	9	1	20	-2	25	2	11	1	16	3
HR		19	3	9	-1	13	-2	15	-2	10	3	22	3
IT		21	-1	8	0	23	2	17	1	8	2	19	1
CY		8	-1	15	-3	16	-6	6	-2	10	0	20	4
LV		13	0	6	1	16	-7	35	-2	10	3	8	-5
LT		13	2	7	1	26	-4	16	1	9	0	11	-2
LU		24	-5	6	-1	30	-3	17	0	23	5	17	-5
HU		24	-4	9	-3	17	0	20	-6	12	3	16	2
MT		17	-4	12	4	28	2	13	-2	26	8	20	-2
NL		22	-4	3	0	21	-4	36	2	6	0	15	0
AT		24	1	12	-2	27	-5	22	0	12	0	18	-1
PL		16	-2	10	0	24	2	15	-1	8	-1	20	-1
PT		15	-4	3	-2	24	-3	15	-1	9	2	20	-13
RO		15	0	15	1	12	0	16	3	10	0	20	3
SI		19	2	7	0	19	-8	18	3	9	2	16	-11
SK		24	0	16	0	20	0	36	3	12	-2	16	0
FI		25	2	5	-1	35	1	31	-1	3	1	34	-5
SE		21	-6	4	0	31	-1	30	2	4	0	23	-2

**QC4** In your opinion, among the following subjects, which are those that most create a feeling of community among EU citizens?

(%)





























(MAX. 3 ANSWERS)

		Sports		Inventions, science and technology		Economy		Healthcare and pensions		Solidarity		Culture	
		Sp.2021	Diff. Sp.2021 - Win.20/21	Sp.2021	Diff. Sp.2021 - Win.20/21	Sp.2021	Diff. Sp.2021 - Win.20/21	Sp.2021	Diff. Sp.2021 - Win.20/21	Sp.2021	Diff. Sp.2021 - Win.20/21	Sp.2021	Diff. Sp.2021 - Win.20/21
EU27		17	3	12	0	24	-2	11	-2	20	0	26	1
EURO AREA		18	4	12	0	25	-1	10	-2	20	0	27	1
NON-EURO AREA		14	1	15	2	23	-2	15	-1	20	1	20	-2
BE		15	-1	14	2	28	-2	13	-1	24	-2	25	-3
BG		10	3	17	2	18	1	12	0	16	-2	21	-3
CZ		18	4	17	1	19	-4	10	2	21	-9	28	-2
DK		22	10	11	-1	19	-7	9	-1	28	-1	25	0
DE		19	5	13	1	24	1	7	-2	23	2	26	-2
EE		14	4	17	2	35	3	6	-2	17	-2	24	-2
IE		20	3	14	3	36	1	10	-3	26	-1	33	-1
EL		21	10	15	3	37	-4	5	-1	16	-6	40	3
ES		16	3	8	1	28	-2	13	0	16	-3	30	5
FR		25	6	9	-1	16	0	10	-1	16	-3	30	4
HR		21	1	18	2	33	-3	13	-2	21	0	19	3
IT		14	4	12	-4	26	-3	14	-2	19	2	25	4
CY		24	5	13	-1	24	-5	19	5	20	3	29	-2
LV		17	5	12	-2	26	-5	9	1	17	-4	26	-4
LT		15	3	23	0	37	-3	12	-1	26	-3	25	3
LU		16	6	10	0	19	-5	10	2	23	-2	26	0
HU		18	8	18	4	22	-1	17	1	14	3	25	-1
MT		19	5	9	1	20	-3	18	1	19	1	29	5
NL		16	-2	14	-1	37	4	8	-1	24	1	18	-5
AT		15	1	13	1	21	-3	11	-5	15	2	22	-3
PL		10	-2	14	1	28	-3	15	-3	19	3	19	-3
PT		9	-4	14	-2	19	-21	11	2	31	-3	26	3
RO		16	2	16	3	19	1	21	-1	21	1	16	2
SI		32	19	13	-3	37	-7	12	-2	16	-9	21	5
SK		15	-1	12	2	20	-2	13	3	12	-5	26	-1
FI		10	4	8	-1	25	3	6	-2	17	0	26	2
SE		16	3	12	2	19	1	9	-1	23	-2	18	-6

**QC4** In your opinion, among the following subjects, which are those that most create a feeling of community among EU citizens?





























(%)

(MAX. 3 ANSWERS)

		Education		Care for the environment		Other (SPONTANEOUS)		None, such a feeling does not exist (SPONTANEOUS)		None (SPONTANEOUS)		Don't know
		Sp.2021	Diff. Sp.2021 - Win.2021	Sp.2021	Diff. Sp.2021 - Win.2021	Sp.2021	Diff. Sp.2021 - Win.2021	Sp.2021	Diff. Sp.2021 - Win.2021	Sp.2021	Diff. Sp.2021 - Win.2021	
EU27		15	0	16	-2	0	0	2	1	1	0	2
EURO AREA		15	-1	16	-2	0	0	2	0	1	0	2
NON-EURO AREA		14	1	17	-1	0	0	1	0	1	1	1
BE		11	-3	19	-3	0	0	1	1	0	0	0
BG		11	0	12	0	0	0	2	0	2	2	3
CZ		8	2	20	-3	0	0	0	0	0	0	0
DK		19	3	20	-3	0	0	1	0	1	1	1
DE		16	-3	19	-2	0	0	3	1	1	0	1
EE		15	1	25	-3	0	0	0	0	0	0	0
IE		18	2	21	-3	0	0	0	0	0	0	0
EL		14	-1	3	-6	0	0	2	1	3	2	1
ES		17	2	8	-3	0	0	2	0	1	0	4
FR		15	-2	15	-5	0	0	1	-1	1	-1	2
HR		18	0	13	-2	0	0	1	1	1	1	0
IT		15	1	17	2	0	0	1	0	1	-1	2
CY		27	4	14	2	0	0	3	0	4	1	2
LV		18	1	16	-2	0	0	0	0	0	0	2
LT		15	3	21	-2	0	0	0	0	0	0	0
LU		16	4	16	-1	0	0	0	0	0	-1	1
HU		10	0	18	2	0	0	0	-1	1	1	2
MT		22	2	13	-8	0	0	0	0	0	0	2
NL		7	-3	21	2	0	0	0	0	0	-1	0
AT		14	-1	17	-4	0	0	6	2	1	0	1
PL		13	1	20	0	0	0	0	-1	1	1	1
PT		16	0	10	-11	0	0	10	10	2	2	4
RO		21	0	11	-3	0	0	1	0	0	0	2
SI		16	-3	19	-6	0	0	1	1	0	0	0
SK		13	-1	16	2	0	0	1	0	1	1	1
FI		13	0	16	-3	0	0	1	0	0	0	0
SE		14	-1	17	-3	0	0	1	1	0	0	1

**QC5.1** For each of the following statements, please tell whether you totally agree, tend to agree, tend to disagree or totally disagree.





























**People in (OUR COUNTRY) have a lot of things in common (%)**

		Totally agree		Tend to agree		Tend to disagree		Totally disagree		Don't know	Total 'Agree'		Total 'Disagree'	
		Sp.2021	Diff. Sp.2021 - Win.20/21	Sp.2021	Diff. Sp.2021 - Win.20/21	Sp.2021	Diff. Sp.2021 - Win.20/21	Sp.2021	Diff. Sp.2021 - Win.20/21		Sp.2021	Diff. Sp.2021 - Win.20/21	Sp.2021	Diff. Sp.2021 - Win.20/21
EU27		23	-2	57	2	15	0	3	0	2	80	0	18	0
EURO AREA		21	-2	57	2	16	-1	4	1	2	78	0	20	0
NON-EURO AREA		31	1	55	-1	11	0	2	0	1	86	0	13	0
BE		10	1	62	1	26	-2	2	0	0	72	2	28	-2
BG		42	-2	46	1	6	0	3	1	3	88	-1	9	1
CZ		24	6	58	-6	16	-1	2	1	0	82	0	18	0
DK		45	7	49	-6	5	-2	1	1	0	94	1	6	-1
DE		22	-1	57	3	17	-1	2	0	2	79	2	19	-1
EE		16	-3	63	3	19	0	2	0	0	79	0	21	0
IE		34	-1	60	1	5	-1	1	1	0	94	0	6	0
EL		48	0	45	1	5	-2	2	1	0	93	1	7	-1
ES		30	-1	56	2	11	-1	2	0	1	86	1	13	-1
FR		12	0	53	3	24	-2	7	-1	4	65	3	31	-3
HR		33	0	56	3	9	-4	2	1	0	89	3	11	-3
IT		19	-4	60	4	14	0	5	0	2	79	0	19	0
CY		47	-1	45	0	6	0	0	0	2	92	-1	6	0
LV		18	4	54	-3	23	-3	4	1	1	72	1	27	-2
LT		17	-1	63	2	17	-1	3	0	0	80	1	20	-1
LU		15	6	51	-4	25	-8	6	3	3	66	2	31	-5
HU		27	-4	55	3	13	1	4	0	1	82	-1	17	1
MT		40	13	49	-9	5	0	0	0	6	89	4	5	0
NL		13	-4	66	1	18	3	2	0	1	79	-3	20	3
AT		35	-4	48	1	11	3	4	-1	2	83	-3	15	2
PL		28	2	58	-2	10	-1	2	1	2	86	0	12	0
PT		16	-8	73	8	8	-2	0	-1	3	89	0	8	-3
RO		35	2	48	0	13	2	2	-3	2	83	2	15	-1
SI		18	2	54	-1	22	-3	5	1	1	72	1	27	-2
SK		36	7	53	-6	7	-3	2	1	2	89	1	9	-2
FI		25	3	67	-1	8	-1	0	-1	0	92	2	8	-2
SE		29	-3	62	3	8	0	1	0	0	91	0	9	0



**QC5.2** For each of the following statements, please tell whether you totally agree, tend to agree, tend to disagree or totally disagree.





























**People in the EU have a lot of things in common (%)**

		Totally agree		Tend to agree		Tend to disagree		Totally disagree		Don't know	Total 'Agree'		Total 'Disagree'	
		Sp.2021	Diff. Sp.2021 - Win.20/21	Sp.2021	Diff. Sp.2021 - Win.20/21	Sp.2021	Diff. Sp.2021 - Win.20/21	Sp.2021	Diff. Sp.2021 - Win.20/21		Sp.2021	Diff. Sp.2021 - Win.20/21	Sp.2021	Diff. Sp.2021 - Win.20/21
EU27		10	-1	44	-1	32	1	9	1	5	54	-2	41	2
EURO AREA		8	-1	42	-1	34	0	10	1	6	50	-2	44	1
NON-EURO AREA		16	-1	50	-1	25	2	5	0	4	66	-2	30	2
BE		4	-1	42	-1	48	3	6	0	0	46	-2	54	3
BG		20	-4	44	3	19	0	8	2	9	64	-1	27	2
CZ		7	3	45	-8	37	0	9	3	2	52	-5	46	3
DK		9	2	51	1	32	-5	6	0	2	60	3	38	-5
DE		8	-1	42	-2	37	0	9	2	4	50	-3	46	2
EE		3	-1	40	-3	48	2	9	2	0	43	-4	57	4
IE		9	-2	59	-1	29	2	3	1	0	68	-3	32	3
EL		14	-4	40	-1	30	-1	12	4	4	54	-5	42	3
ES		9	-6	46	-1	31	9	7	0	7	55	-7	38	9
FR		5	1	34	-2	35	-2	15	1	11	39	-1	50	-1
HR		18	0	52	6	22	-6	5	-1	3	70	6	27	-7
IT		9	-1	43	2	31	0	12	-1	5	52	1	43	-1
CY		11	1	47	5	24	-3	8	-2	10	58	6	32	-5
LV		8	3	41	-6	39	-2	8	1	4	49	-3	47	-1
LT		9	0	56	-2	30	2	5	0	0	65	-2	35	2
LU		9	5	39	-4	37	-10	11	5	4	48	1	48	-5
HU		17	-3	49	1	24	1	8	1	2	66	-2	32	2
MT		3	0	59	14	24	-10	2	0	12	62	14	26	-10
NL		4	0	36	-5	49	4	10	2	1	40	-5	59	6
AT		16	-4	39	1	31	3	10	-2	4	55	-3	41	1
PL		17	-4	53	-1	21	3	3	1	6	70	-5	24	4
PT		4	-2	59	8	24	-15	3	-1	10	63	6	27	-16
RO		23	4	44	-6	23	3	5	-1	5	67	-2	28	2
SI		6	-1	43	0	38	-4	10	2	3	49	-1	48	-2
SK		18	3	50	-3	22	-3	5	1	5	68	0	27	-2
FI		3	0	49	1	42	-1	6	0	0	52	1	48	-1
SE		9	-5	57	-1	29	6	5	0	0	66	-6	34	6

**QC6** In the following list, which are the most important values for you personally?

(%)





























(MAX. 3 ANSWERS)

		The rule of law		Respect for human life		Human rights		Individual freedom		Democracy	
		Sp.2021	Diff. Sp.2021 - Aut.2019	Sp.2021	Diff. Sp.2021 - Aut.2019	Sp.2021	Diff. Sp.2021 - Aut.2019	Sp.2021	Diff. Sp.2021 - Aut.2019	Sp.2021	Diff. Sp.2021 - Aut.2019
EU27		18	2	32	-4	36	-4	23	0	28	-2
EU28-UK		18	3	32	-2	36	-4	23	0	28	-2
EURO AREA		19	4	33	-3	36	-4	23	1	28	-3
NON-EURO AREA		17	-2	28	-9	37	-3	24	0	28	0
BE		18	8	23	-10	35	-6	25	-2	32	6
BG		24	-3	37	2	37	2	35	1	16	-4
CZ		29	12	29	2	32	4	40	-6	29	-3
DK		19	3	25	-7	44	-3	18	-3	38	-7
DE		26	3	28	2	39	-4	20	0	34	-6
EE		25	6	33	-5	35	-6	20	1	20	6
IE		17	0	41	-5	38	-1	24	-7	25	0
EL		34	9	31	-7	36	-5	23	4	39	3
ES		21	3	39	-6	43	-7	15	-5	26	-3
FR		10	1	37	-9	32	-7	21	0	16	-5
HR		18	5	32	-1	33	-7	34	-4	12	-11
IT		12	7	35	2	30	-3	30	7	32	-3
CY		22	0	43	0	57	2	30	4	23	-6
LV		15	1	35	-6	40	-3	33	-8	18	2
LT		12	5	33	-10	43	-4	40	-2	26	11
LU		16	4	34	-9	40	3	19	-1	24	1
HU		9	1	37	0	24	-11	34	0	24	-1
MT		21	5	44	0	53	3	22	5	20	-14
NL		17	-4	23	-2	32	-3	27	4	33	2
AT		19	6	27	-2	24	-7	42	-4	22	-4
PL		16	-1	27	-6	38	-6	17	-2	30	1
PT		7	-4	47	2	36	-8	17	2	27	8
RO		11	1	25	1	33	2	24	-2	21	-3
SI		19	7	35	-2	46	1	33	-4	17	3
SK		24	7	23	1	35	-8	22	-12	13	-11
FI		42	9	32	-7	38	-5	22	1	25	7
SE		20	-1	22	0	56	-5	19	1	50	-1

**QC6** In the following list, which are the most important values for you personally?

(%)





























(MAX. 3 ANSWERS)

		Peace		Equality		Solidarity, support for others		Tolerance		Religion	
		Sp.2021	Diff. Sp.2021 - Aut.2019	Sp.2021	Diff. Sp.2021 - Aut.2019	Sp.2021	Diff. Sp.2021 - Aut.2019	Sp.2021	Diff. Sp.2021 - Aut.2019	Sp.2021	Diff. Sp.2021 - Aut.2019
EU27		<b>38</b>	-5	<b>17</b>	-4	<b>19</b>	5	<b>18</b>	1	<b>7</b>	1
EU28-UK		<b>38</b>	-7	<b>17</b>	-3	<b>19</b>	3	<b>18</b>	1	<b>7</b>	1
EURO AREA		<b>39</b>	-7	<b>17</b>	-3	<b>20</b>	4	<b>19</b>	1	<b>6</b>	1
NON-EURO AREA		<b>35</b>	-3	<b>20</b>	-2	<b>17</b>	5	<b>14</b>	-1	<b>10</b>	3
BE		<b>37</b>	-4	<b>20</b>	-2	<b>18</b>	1	<b>22</b>	0	<b>3</b>	-1
BG		<b>32</b>	-16	<b>11</b>	-1	<b>17</b>	0	<b>13</b>	-2	<b>9</b>	3
CZ		<b>51</b>	-4	<b>12</b>	1	<b>11</b>	3	<b>14</b>	3	<b>4</b>	0
DK		<b>44</b>	0	<b>25</b>	1	<b>8</b>	-1	<b>15</b>	0	<b>2</b>	0
DE		<b>49</b>	-10	<b>6</b>	-2	<b>14</b>	3	<b>24</b>	3	<b>3</b>	0
EE		<b>53</b>	1	<b>12</b>	-2	<b>10</b>	1	<b>21</b>	0	<b>3</b>	0
IE		<b>35</b>	-3	<b>27</b>	-4	<b>12</b>	4	<b>14</b>	4	<b>6</b>	0
EL		<b>44</b>	-7	<b>16</b>	-7	<b>26</b>	10	<b>3</b>	0	<b>17</b>	-1
ES		<b>28</b>	-6	<b>23</b>	-10	<b>31</b>	17	<b>19</b>	0	<b>4</b>	1
FR		<b>45</b>	0	<b>25</b>	1	<b>21</b>	1	<b>23</b>	0	<b>5</b>	1
HR		<b>42</b>	0	<b>23</b>	3	<b>31</b>	10	<b>14</b>	-1	<b>9</b>	1
IT		<b>28</b>	-11	<b>10</b>	-8	<b>21</b>	3	<b>13</b>	0	<b>10</b>	2
CY		<b>35</b>	-5	<b>17</b>	-2	<b>18</b>	6	<b>3</b>	0	<b>18</b>	0
LV		<b>52</b>	2	<b>17</b>	3	<b>10</b>	-3	<b>8</b>	0	<b>4</b>	-1
LT		<b>40</b>	0	<b>15</b>	1	<b>12</b>	-2	<b>19</b>	1	<b>3</b>	-4
LU		<b>54</b>	-3	<b>19</b>	-2	<b>14</b>	-8	<b>21</b>	3	<b>3</b>	1
HU		<b>33</b>	-5	<b>12</b>	-11	<b>18</b>	0	<b>15</b>	4	<b>11</b>	4
MT		<b>28</b>	-18	<b>15</b>	0	<b>12</b>	-5	<b>15</b>	9	<b>19</b>	2
NL		<b>36</b>	-8	<b>24</b>	3	<b>18</b>	-1	<b>17</b>	-5	<b>7</b>	2
AT		<b>40</b>	-3	<b>10</b>	-10	<b>14</b>	1	<b>20</b>	2	<b>11</b>	2
PL		<b>29</b>	-10	<b>23</b>	6	<b>18</b>	7	<b>17</b>	0	<b>12</b>	1
PT		<b>33</b>	-11	<b>52</b>	9	<b>22</b>	-6	<b>8</b>	-2	<b>4</b>	1
RO		<b>31</b>	0	<b>24</b>	-3	<b>21</b>	-2	<b>11</b>	-1	<b>19</b>	2
SI		<b>46</b>	-6	<b>18</b>	3	<b>19</b>	3	<b>16</b>	-7	<b>4</b>	1
SK		<b>43</b>	-5	<b>14</b>	6	<b>13</b>	4	<b>15</b>	2	<b>12</b>	2
FI		<b>44</b>	-8	<b>19</b>	-7	<b>8</b>	-3	<b>13</b>	-1	<b>6</b>	1
SE		<b>40</b>	3	<b>23</b>	-1	<b>13</b>	-4	<b>8</b>	-2	<b>2</b>	1





























**QC6** In the following list, which are the most important values for you personally?

(%)





























(MAX. 3 ANSWERS)

		Self-fulfilment		Respect for other cultures		Respect for the planet		None (SPONTANEOUS)		Don't know
		Sp.2021	Diff. Sp.2021 - Aut.2019	Sp.2021	Diff. Sp.2021 - Aut.2019	Sp.2021	Diff. Sp.2021 - Aut.2019	Sp.2021	Diff. Sp.2021 - Aut.2019	
EU27		11	3	12	3	15	2	0	0	0
EU28-UK		11	2	12	3	15	3	0	-1	0
EURO AREA		11	2	14	4	16	3	0	0	0
NON-EURO AREA		11	4	7	-2	9	-2	0	-1	0
BE		15	1	13	5	28	10	0	0	0
BG		15	-2	7	2	4	-1	0	0	0
CZ		6	-3	4	0	17	9	0	-1	0
DK		2	0	16	3	24	1	0	0	0
DE		8	1	13	2	14	4	1	1	0
EE		15	-3	16	1	24	9	0	0	0
IE		12	1	17	5	26	17	0	0	0
EL		5	1	10	1	8	-1	0	0	0
ES		7	3	11	5	10	1	0	0	0
FR		11	3	17	6	24	2	0	0	1
HR		9	3	13	5	4	2	0	0	0
IT		17	2	14	5	14	3	1	0	1
CY		1	0	12	3	8	-1	0	0	0
LV		8	0	16	3	11	3	0	0	0
LT		12	-1	10	3	12	5	0	0	0
LU		6	2	10	-5	23	5	0	0	0
HU		25	6	11	6	8	4	0	-1	0
MT		9	1	8	2	14	4	0	0	0
NL		10	1	16	-1	28	2	0	0	0
AT		16	3	14	7	16	6	1	1	0
PL		10	3	7	2	5	1	0	-1	0
PT		17	3	9	3	9	-1	0	0	0
RO		14	1	6	1	5	2	0	0	0
SI		4	-3	7	1	11	3	0	-1	0
SK		17	8	13	4	20	6	0	0	0
FI		8	0	5	0	23	7	0	0	0
SE		3	-1	7	0	25	2	0	0	0





























**QC7** In the following list, which values best represent the EU?  
(%)  
(MAX. 3 ANSWERS)

		The rule of law		Respect for human life		Human rights		Individual freedom		Democracy	
		Sp.2021	Diff. Sp.2021 -Aut.2019	Sp.2021	Diff. Sp.2021 -Aut.2019	Sp.2021	Diff. Sp.2021 -Aut.2019	Sp.2021	Diff. Sp.2021 -Aut.2019	Sp.2021	Diff. Sp.2021 -Aut.2019
EU27		<b>23</b>	1	<b>12</b>	-2	<b>30</b>	-2	<b>15</b>	0	<b>35</b>	1
EU28-UK		<b>23</b>	2	<b>12</b>	-2	<b>30</b>	-1	<b>15</b>	0	<b>35</b>	0
EURO AREA		<b>24</b>	2	<b>12</b>	-1	<b>30</b>	-2	<b>15</b>	0	<b>35</b>	0
NON-EURO AREA		<b>20</b>	-2	<b>13</b>	-2	<b>29</b>	-4	<b>16</b>	2	<b>33</b>	1
BE		<b>27</b>	5	<b>6</b>	-7	<b>45</b>	2	<b>13</b>	-3	<b>37</b>	0
BG		<b>28</b>	-2	<b>19</b>	4	<b>27</b>	8	<b>12</b>	-4	<b>32</b>	-6
CZ		<b>22</b>	5	<b>9</b>	-2	<b>31</b>	9	<b>15</b>	-5	<b>36</b>	0
DK		<b>25</b>	1	<b>8</b>	-2	<b>38</b>	-6	<b>8</b>	-1	<b>44</b>	-9
DE		<b>26</b>	0	<b>8</b>	-1	<b>28</b>	-4	<b>14</b>	0	<b>40</b>	-3
EE		<b>26</b>	3	<b>9</b>	-2	<b>44</b>	5	<b>11</b>	0	<b>42</b>	9
IE		<b>30</b>	9	<b>10</b>	-12	<b>44</b>	10	<b>14</b>	-9	<b>45</b>	9
EL		<b>19</b>	6	<b>15</b>	-7	<b>27</b>	-1	<b>18</b>	-6	<b>32</b>	5
ES		<b>35</b>	4	<b>13</b>	-4	<b>31</b>	0	<b>13</b>	-1	<b>38</b>	0
FR		<b>20</b>	1	<b>11</b>	0	<b>33</b>	-4	<b>15</b>	1	<b>28</b>	4
HR		<b>21</b>	-1	<b>18</b>	-1	<b>26</b>	-3	<b>18</b>	-4	<b>24</b>	-13
IT		<b>18</b>	8	<b>18</b>	2	<b>23</b>	2	<b>21</b>	5	<b>36</b>	2
CY		<b>20</b>	-5	<b>22</b>	2	<b>37</b>	-4	<b>29</b>	12	<b>30</b>	-2
LV		<b>19</b>	-4	<b>12</b>	-5	<b>34</b>	-8	<b>19</b>	-5	<b>28</b>	-1
LT		<b>20</b>	11	<b>9</b>	-7	<b>41</b>	4	<b>22</b>	-2	<b>41</b>	8
LU		<b>25</b>	2	<b>10</b>	-1	<b>34</b>	-7	<b>13</b>	-4	<b>40</b>	6
HU		<b>20</b>	5	<b>19</b>	0	<b>27</b>	-1	<b>24</b>	1	<b>30</b>	1
MT		<b>31</b>	-2	<b>9</b>	-6	<b>37</b>	1	<b>13</b>	1	<b>37</b>	-2
NL		<b>29</b>	-5	<b>7</b>	-1	<b>36</b>	-4	<b>8</b>	-2	<b>39</b>	-4
AT		<b>30</b>	10	<b>12</b>	-3	<b>28</b>	-2	<b>16</b>	-3	<b>31</b>	-2
PL		<b>17</b>	1	<b>12</b>	-2	<b>30</b>	-3	<b>18</b>	3	<b>32</b>	-4
PT		<b>22</b>	3	<b>26</b>	1	<b>33</b>	4	<b>6</b>	-3	<b>28</b>	3
RO		<b>16</b>	3	<b>15</b>	-1	<b>24</b>	-2	<b>15</b>	-5	<b>31</b>	-1
SI		<b>28</b>	12	<b>15</b>	0	<b>36</b>	5	<b>17</b>	1	<b>35</b>	2
SK		<b>20</b>	5	<b>11</b>	-3	<b>32</b>	5	<b>12</b>	-7	<b>18</b>	-11
FI		<b>35</b>	-2	<b>7</b>	-9	<b>37</b>	-6	<b>10</b>	-2	<b>40</b>	2
SE		<b>29</b>	-3	<b>6</b>	-2	<b>31</b>	-6	<b>13</b>	-5	<b>42</b>	-7





























**QC7** In the following list, which values best represent the EU?  
(%)  
(MAX. 3 ANSWERS)

		Peace		Equality		Solidarity, support for others		Tolerance		Religion	
		Sp.2021	Diff. Sp.2021 - Aut.2019	Sp.2021	Diff. Sp.2021 - Aut.2019	Sp.2021	Diff. Sp.2021 - Aut.2019	Sp.2021	Diff. Sp.2021 - Aut.2019	Sp.2021	Diff. Sp.2021 - Aut.2019
EU27		41	-1	10	-3	21	4	12	0	4	0
EU28-UK		41	-3	10	-2	21	4	12	0	4	0
EURO AREA		43	-2	9	-2	21	4	11	0	3	-1
NON-EURO AREA		34	-1	14	-2	23	7	16	4	6	1
BE		51	4	8	-3	22	5	9	-1	2	-2
BG		36	-10	6	1	19	4	15	2	5	1
CZ		44	-4	9	0	30	8	8	-2	4	0
DK		47	-3	13	0	20	2	7	1	1	-1
DE		53	-5	5	-2	23	5	11	0	3	0
EE		42	0	8	0	27	6	13	-2	3	1
IE		46	11	17	-8	25	5	12	0	2	-3
EL		55	2	12	2	19	6	11	1	4	0
ES		25	-4	11	-2	21	11	10	0	2	1
FR		50	1	11	2	16	2	10	0	3	-1
HR		37	5	20	4	36	12	12	0	5	2
IT		34	-1	9	-7	19	1	13	-2	6	-1
CY		33	-4	17	0	19	-1	8	-5	5	1
LV		35	1	13	1	22	4	11	4	3	-1
LT		33	-8	11	2	26	1	17	1	4	0
LU		57	2	10	-2	17	-3	14	-1	2	1
HU		27	-2	8	-7	21	-4	16	3	7	2
MT		19	-13	19	-1	28	7	22	9	3	1
NL		50	-7	12	0	29	4	10	2	2	1
AT		37	2	9	-9	18	-4	15	2	5	0
PL		28	-5	17	0	21	5	23	4	5	0
PT		28	-5	22	6	26	-4	8	-3	1	0
RO		32	-6	21	-2	25	2	14	1	11	3
SI		42	-4	12	1	16	1	11	0	5	-1
SK		39	-6	9	0	29	7	14	3	8	1
FI		54	6	10	-7	14	3	10	1	1	-1
SE		56	-3	6	2	20	2	4	-1	1	0

**QC7** In the following list, which values best represent the EU?  
(%)  
(MAX. 3 ANSWERS)

		Self-fulfilment		Respect for other cultures		Respect for the planet		None (SPONTANEOUS)		Don't know
		Sp.2021	Diff. Sp.2021 - Aut.2019	Sp.2021	Diff. Sp.2021 - Aut.2019	Sp.2021	Diff. Sp.2021 - Aut.2019	Sp.2021	Diff. Sp.2021 - Aut.2019	
EU27		6	1	17	2	9	3	2	-3	3
EU28-UK		6	1	17	2	9	3	2	-2	3
EURO AREA		5	1	19	3	9	3	3	-2	3
NON-EURO AREA		9	4	13	0	8	3	1	-3	2
BE		2	-3	20	9	12	1	0	-2	1
BG		7	-2	13	0	3	0	2	-1	6
CZ		3	0	19	4	11	6	1	-3	0
DK		3	1	14	4	10	0	1	-1	3
DE		5	1	17	4	4	2	3	0	2
EE		6	2	18	1	10	3	1	-3	1
IE		3	-1	23	5	10	3	0	-1	0
EL		9	1	17	2	8	0	4	-4	3
ES		3	1	19	4	8	3	3	-1	6
FR		3	0	21	1	14	2	4	-3	5
HR		7	4	24	2	10	5	1	-1	1
IT		10	3	19	5	11	7	3	-5	3
CY		3	1	22	-3	15	3	3	0	2
LV		7	2	19	1	7	1	1	-1	3
LT		5	-1	18	-2	8	2	0	-2	0
LU		5	1	16	-5	9	1	1	-2	1
HU		16	4	19	6	7	4	1	-2	2
MT		4	0	28	11	13	8	0	-2	3
NL		3	0	13	-3	13	2	2	1	1
AT		14	3	21	5	9	5	6	-1	2
PL		10	6	12	2	9	4	1	-2	2
PT		2	-2	29	9	8	1	2	-1	4
RO		9	3	9	1	6	2	0	0	2
SI		3	0	18	2	7	0	3	-3	1
SK		11	4	19	4	18	8	1	-1	2
FI		4	1	15	-2	8	0	1	-1	2
SE		6	2	9	0	6	0	1	-2	2





























**QC8** In your opinion, in terms of shared values, are EU Member States...?  
(%)

		Very close to each other		Fairly close to each other		Fairly distant from each other		Very distant from each other		Don't know	Total 'Close'		Total 'Distant'	
		Sp.2021	Diff. Sp.2021 - Aut.2019	Sp.2021	Diff. Sp.2021 - Aut.2019	Sp.2021	Diff. Sp.2021 - Aut.2019	Sp.2021	Diff. Sp.2021 - Aut.2019	Sp.2021	Sp.2021	Diff. Sp.2021 - Aut.2019	Sp.2021	Diff. Sp.2021 - Aut.2019
EU27		4	1	53	2	35	2	6	-1	2	57	3	41	1
EU28-UK		4	1	53	2	35	1	6	-1	2	57	3	41	0
EURO AREA		3	0	51	3	37	0	6	-2	3	54	3	43	-2
NON-EURO AREA		6	1	60	4	27	1	5	0	2	66	5	32	1
BE		1	-1	46	-1	47	5	6	-2	0	47	-2	53	3
BG		12	2	58	2	22	4	4	-2	4	70	4	26	2
CZ		6	-4	63	4	25	0	6	3	0	69	0	31	3
DK		3	0	61	-1	28	3	7	1	1	64	-1	35	4
DE		2	1	53	3	38	-1	5	0	2	55	4	43	-1
EE		2	0	48	-6	45	11	5	1	0	50	-6	50	12
IE		5	-4	74	10	19	2	2	-3	0	79	6	21	-1
EL		3	-2	47	1	38	1	10	-1	2	50	-1	48	0
ES		2	-2	53	5	34	0	6	-1	5	55	3	40	-1
FR		1	-1	39	2	45	-1	12	1	3	40	1	57	0
HR		6	0	65	8	23	-7	5	-1	1	71	8	28	-8
IT		6	4	61	11	28	-4	4	-8	1	67	15	32	-12
CY		6	1	52	2	33	-4	6	0	3	58	3	39	-4
LV		2	0	37	2	48	0	11	-1	2	39	2	59	-1
LT		4	2	54	-1	37	4	5	0	0	58	1	42	4
LU		4	1	41	-6	43	2	11	4	1	45	-5	54	6
HU		7	2	58	5	29	-4	5	-1	1	65	7	34	-5
MT		2	1	73	14	19	-9	1	-2	5	75	15	20	-11
NL		1	0	43	-12	49	13	7	1	0	44	-12	56	14
AT		11	3	45	-4	35	2	6	-1	3	56	-1	41	1
PL		6	0	68	3	21	3	2	-1	3	74	3	23	2
PT		2	0	69	-2	22	4	2	1	5	71	-2	24	5
RO		5	-2	54	0	32	2	6	1	3	59	-2	38	3
SI		2	-2	52	-1	40	4	5	1	1	54	-3	45	5
SK		10	6	61	-6	23	3	3	-1	3	71	0	26	2
FI		1	0	52	-4	41	5	6	3	0	53	-4	47	8
SE		1	0	45	-4	47	6	7	0	0	46	-4	54	6































**QC9.1** For each of the following statements, please tell whether you totally agree, tend to agree, tend to disagree or totally disagree.

**Overall, regarding your quality of life, it was better before (%)**

		Totally agree		Tend to agree		Tend to disagree		Totally disagree		Don't know	Total 'Agree'		Total 'Disagree'	
		Sp.2021	Diff. Sp.2021 - Win.20/21	Sp.2021	Diff. Sp.2021 - Win.20/21	Sp.2021	Diff. Sp.2021 - Win.20/21	Sp.2021	Diff. Sp.2021 - Win.20/21		Sp.2021	Diff. Sp.2021 - Win.20/21	Sp.2021	Diff. Sp.2021 - Win.20/21
EU27		19	-3	33	1	32	1	13	1	3	52	-2	45	2
EURO AREA		19	-3	32	1	32	1	14	2	3	51	-2	46	3
NON-EURO AREA		19	-2	36	-1	31	3	10	0	4	55	-3	41	3
BE		10	-4	30	1	50	1	10	2	0	40	-3	60	3
BG		26	-9	33	3	21	2	8	2	12	59	-6	29	4
CZ		13	4	24	3	39	-2	22	-7	2	37	7	61	-9
DK		8	-1	23	-5	43	-5	23	9	3	31	-6	66	4
DE		12	-1	19	0	38	-2	28	3	3	31	-1	66	1
EE		6	-1	20	0	58	3	16	-2	0	26	-1	74	1
IE		9	-3	31	-4	54	10	6	-3	0	40	-7	60	7
EL		57	12	31	-1	10	-10	1	-2	1	88	11	11	-12
ES		20	-10	38	-4	31	10	9	5	2	58	-14	40	15
FR		22	-5	31	1	30	3	11	1	6	53	-4	41	4
HR		34	-2	40	2	18	0	6	1	2	74	0	24	1
IT		27	0	42	0	22	2	6	0	3	69	0	28	2
CY		49	-11	28	4	17	4	2	0	4	77	-7	19	4
LV		14	1	27	-3	43	-2	13	1	3	41	-2	56	-1
LT		11	-1	28	4	45	-2	16	-1	0	39	3	61	-3
LU		13	3	26	-4	46	-2	10	-2	5	39	-1	56	-4
HU		23	-7	42	-1	27	5	7	4	1	65	-8	34	9
MT		9	-1	25	-7	49	6	8	4	9	34	-8	57	10
NL		8	2	24	6	50	2	16	-9	2	32	8	66	-7
AT		22	-8	35	1	26	1	14	6	3	57	-7	40	7
PL		17	-1	41	-3	32	4	5	1	5	58	-4	37	5
PT		10	-6	62	27	24	-15	3	-7	1	72	21	27	-22
RO		25	-5	40	3	25	4	7	-3	3	65	-2	32	1
SI		19	5	35	-2	33	-8	10	2	3	54	3	43	-6
SK		25	-1	35	-6	25	2	8	1	7	60	-7	33	3
FI		7	1	28	-2	57	2	8	-1	0	35	-1	65	1
SE		7	0	27	1	46	8	20	-9	0	34	1	66	-1





























**QC9.2** For each of the following statements, please tell whether you totally agree, tend to agree, tend to disagree or totally disagree.

**You understand well what is going on in today's world (%)**





























		Totally agree		Tend to agree		Tend to disagree		Totally disagree		Don't know	Total 'Agree'		Total 'Disagree'	
		Sp.2021	Diff. Sp.2021 - Win.20/21	Sp.2021	Diff. Sp.2021 - Win.20/21	Sp.2021	Diff. Sp.2021 - Win.20/21	Sp.2021	Diff. Sp.2021 - Win.20/21		Sp.2021	Diff. Sp.2021 - Win.20/21	Sp.2021	Diff. Sp.2021 - Win.20/21
EU27		23	0	52	1	19	-1	5	0	1	75	1	24	-1
EURO AREA		22	-1	52	2	19	-1	6	0	1	74	1	25	-1
NON-EURO AREA		23	-1	53	0	19	0	4	1	1	76	-1	23	1
BE		16	-5	64	2	19	4	1	-1	0	80	-3	20	3
BG		26	-3	49	3	15	-3	5	1	5	75	0	20	-2
CZ		12	-2	52	-3	29	1	6	3	1	64	-5	35	4
DK		31	3	57	-3	10	-1	1	0	1	88	0	11	-1
DE		32	4	51	1	13	-2	3	-2	1	83	5	16	-4
EE		20	-4	65	5	14	0	1	-1	0	85	1	15	-1
IE		24	-6	67	5	8	1	1	0	0	91	-1	9	1
EL		27	-2	50	-4	18	3	5	3	0	77	-6	23	6
ES		13	0	49	4	28	-1	9	-2	1	62	4	37	-3
FR		24	-4	50	4	18	0	6	0	2	74	0	24	0
HR		21	-1	56	1	19	-2	3	1	1	77	0	22	-1
IT		15	0	52	4	24	-5	8	2	1	67	4	32	-3
CY		47	-5	44	3	7	1	1	0	1	91	-2	8	1
LV		17	0	56	-3	22	1	4	1	1	73	-3	26	2
LT		18	-4	63	2	16	1	3	1	0	81	-2	19	2
LU		22	-2	57	-3	18	4	2	0	1	79	-5	20	4
HU		16	-3	44	1	32	0	7	1	1	60	-2	39	1
MT		9	-4	66	8	17	2	2	-2	6	75	4	19	0
NL		28	-4	59	-2	11	5	1	0	1	87	-6	12	5
AT		22	2	43	0	22	-2	11	-1	2	65	2	33	-3
PL		26	1	55	0	15	1	2	-1	2	81	1	17	0
PT		18	-8	44	-19	32	22	5	4	1	62	-27	37	26
RO		21	0	49	-2	24	2	6	2	0	70	-2	30	4
SI		22	-1	48	-8	25	6	4	2	1	70	-9	29	8
SK		19	-1	48	0	22	0	8	-1	3	67	-1	30	-1
FI		19	-3	63	1	18	3	0	-1	0	82	-2	18	2
SE		26	-6	64	5	9	1	1	0	0	90	-1	10	1

**QC9.3** For each of the following statements, please tell whether you totally agree, tend to agree, tend to disagree or totally disagree.





























**You have confidence in the future (%)**

		Totally agree		Tend to agree		Tend to disagree		Totally disagree		Don't know	Total 'Agree'		Total 'Disagree'	
		Sp.2021	Diff. Sp.2021 - Win.20/21	Sp.2021	Diff. Sp.2021 - Win.20/21	Sp.2021	Diff. Sp.2021 - Win.20/21	Sp.2021	Diff. Sp.2021 - Win.20/21		Sp.2021	Diff. Sp.2021 - Win.20/21	Sp.2021	Diff. Sp.2021 - Win.20/21
EU27		21	2	48	2	22	-2	6	-2	3	69	4	28	-4
EURO AREA		21	2	47	1	23	-1	7	-1	2	68	3	30	-2
NON-EURO AREA		19	0	50	2	23	-1	5	-1	3	69	2	28	-2
BE		7	-1	52	4	36	-3	5	0	0	59	3	41	-3
BG		30	2	43	2	14	-4	6	-1	7	73	4	20	-5
CZ		11	2	48	4	32	-7	8	0	1	59	6	40	-7
DK		36	9	50	-4	11	-5	2	-1	1	86	5	13	-6
DE		33	0	45	4	17	0	3	-3	2	78	4	20	-3
EE		6	-1	51	1	34	0	9	0	0	57	0	43	0
IE		17	-1	55	-3	25	5	3	-1	0	72	-4	28	4
EL		8	2	20	0	38	-7	33	5	1	28	2	71	-2
ES		26	2	55	0	14	-1	3	0	2	81	2	17	-1
FR		13	1	42	0	31	1	10	-3	4	55	1	41	-2
HR		21	1	50	-5	19	0	7	3	3	71	-4	26	3
IT		15	2	51	5	24	-4	7	-1	3	66	7	31	-5
CY		6	0	24	8	32	1	36	-8	2	30	8	68	-7
LV		27	4	45	-9	19	2	8	2	1	72	-5	27	4
LT		8	1	41	2	41	-3	10	0	0	49	3	51	-3
LU		18	10	49	-3	26	-8	5	-1	2	67	7	31	-9
HU		24	-6	52	3	18	1	3	0	3	76	-3	21	1
MT		15	-2	64	9	12	-1	1	0	8	79	7	13	-1
NL		21	-4	56	-1	20	4	2	1	1	77	-5	22	5
AT		28	3	45	4	19	-2	5	-5	3	73	7	24	-7
PL		15	2	51	2	24	0	5	-3	5	66	4	29	-3
PT		25	12	53	-6	19	-6	1	-2	2	78	6	20	-8
RO		21	-2	46	2	25	-2	5	1	3	67	0	30	-1
SI		22	9	46	1	25	-11	6	0	1	68	10	31	-11
SK		22	4	41	-1	20	-9	12	2	5	63	3	32	-7
FI		16	3	62	2	19	-5	3	0	0	78	5	22	-5
SE		18	-7	56	2	21	3	4	1	1	74	-5	25	4





























**D60** During the last twelve months, would you say you had difficulties to pay your bills at the end of the month...? (%)

	Most of the time		From time to time		Almost never/ Never		Refusal (SPONTANEOUS)	
	Sp.2021	Diff. Sp.2021 - Win.20/21	Sp.2021	Diff. Sp.2021 - Win.20/21	Sp.2021	Diff. Sp.2021 - Win.20/21	Sp.2021	Diff. Sp.2021 - Win.20/21
EU27 	7	-1	26	2	66	-1	1	0
EURO AREA	8	0	26	1	65	-1	1	0
NON-EURO AREA	5	0	25	1	70	-1	0	0
BE 	7	1	18	-4	75	3	0	0
BG 	20	-1	43	2	35	-1	2	0
CZ 	4	1	16	3	80	-4	0	0
DK 	1	0	5	0	94	0	0	0
DE 	3	1	12	0	84	0	1	-1
EE 	5	0	21	3	74	-3	0	0
IE 	6	-1	24	4	70	-3	0	0
EL 	28	0	54	13	18	-13	0	0
ES 	6	-3	23	-3	71	7	0	-1
FR 	8	-2	24	4	67	-2	1	0
HR 	8	1	35	-6	56	4	1	1
IT 	10	-2	48	3	39	-1	3	0
CY 	16	-2	35	-2	47	4	2	0
LV 	7	-1	23	-5	70	6	0	0
LT 	12	-2	31	-3	57	5	0	0
LU 	7	0	16	0	77	0	0	0
HU 	6	0	23	-5	71	5	0	0
MT 	6	1	23	-1	70	0	1	0
NL 	5	2	12	4	83	-6	0	0
AT 	7	1	17	-5	71	3	5	1
PL 	2	0	22	2	76	-1	0	-1
PT 	20	9	43	13	36	-23	1	1
RO 	7	0	43	4	50	-4	0	0
SI 	9	-1	18	-5	72	5	1	1
SK 	3	0	25	-2	71	3	1	-1
FI 	8	3	20	1	72	-4	0	0
SE 	2	0	8	1	90	-1	0	0





























**D63** Do you see yourself and your household belonging to...?  
(%)

		The working class of society		The lower middle class of society		The middle class of society		The upper middle class of society		The higher class of society	
		Sp.2021	Diff. Sp.2021 - Win.20/21	Sp.2021	Diff. Sp.2021 - Win.20/21	Sp.2021	Diff. Sp.2021 - Win.20/21	Sp.2021	Diff. Sp.2021 - Win.20/21	Sp.2021	Diff. Sp.2021 - Win.20/21
EU27		22	0	16	-1	50	0	10	1	1	0
EURO AREA		21	0	16	-2	51	2	10	0	1	0
NON-EURO AREA		26	3	15	-1	49	-1	8	0	1	-1
BE		8	2	15	1	54	-7	22	5	1	-1
BG		42	-2	15	0	38	3	2	0	0	0
CZ		10	6	17	-2	60	0	12	-4	1	0
DK		16	2	9	0	54	1	20	-2	1	-1
DE		14	0	17	0	53	-2	14	2	0	-1
EE		14	0	21	1	54	0	10	-1	1	0
IE		21	-1	19	3	50	-1	10	-1	0	0
EL		22	1	20	-1	54	3	2	-4	0	0
ES		46	-3	10	-2	40	5	3	0	0	0
FR		21	-6	19	1	49	7	9	-2	1	0
HR		28	2	9	-2	56	-1	6	1	1	0
IT		12	1	15	-5	63	2	8	2	0	0
CY		30	1	15	0	50	-2	4	1	0	0
LV		25	8	17	-7	47	-5	7	0	1	1
LT		12	-3	27	0	52	4	8	0	1	-1
LU		9	1	14	-2	55	7	19	-6	2	-1
HU		28	1	25	-2	45	0	2	1	0	0
MT		14	-10	12	-1	69	12	5	0	0	0
NL		8	1	8	-1	52	4	30	-1	2	-3
AT		16	-5	12	-2	58	6	6	-1	1	1
PL		34	4	16	-2	42	1	5	-1	3	0
PT		55	36	22	-6	17	-29	3	-4	0	0
RO		20	4	11	0	58	-8	7	1	2	1
SI		21	6	16	-7	55	2	6	-2	1	0
SK		27	8	23	4	40	-15	9	3	0	0
FI		20	0	17	-1	45	0	15	0	2	0
SE		15	1	10	-2	56	1	18	0	1	0





























**D63** Do you see yourself and your household belonging to...?  
(%)

	Other (SPONTANEOUS)		None (SPONTANEOUS)		Refusal (SPONTANEOUS)		Don't know
	Sp.2021	Diff. Sp.2021 - Win.20/21	Sp.2021	Diff. Sp.2021 - Win.20/21	Sp.2021	Diff. Sp.2021 - Win.20/21	
EU27 	0	0	0	0	0	0	1
EURO AREA	0	0	0	0	0	0	1
NON-EURO AREA	0	0	0	0	0	0	1
BE 	0	0	0	0	0	0	0
BG 	0	0	1	0	0	0	2
CZ 	0	0	0	0	0	0	0
DK 	0	0	0	0	0	0	0
DE 	0	0	0	-1	1	1	1
EE 	0	0	0	0	0	0	0
IE 	0	0	0	0	0	0	0
EL 	0	0	1	0	0	0	1
ES 	0	0	0	0	0	0	1
FR 	0	0	0	0	0	0	1
HR 	0	0	0	0	0	0	0
IT 	0	0	0	0	0	0	2
CY 	0	0	0	0	0	-1	1
LV 	0	0	1	1	0	0	2
LT 	0	0	0	0	0	0	0
LU 	0	0	0	0	0	0	1
HU 	0	0	0	0	0	0	0
MT 	0	0	0	0	0	0	0
NL 	0	0	0	0	0	0	0
AT 	0	0	2	0	3	1	2
PL 	0	0	0	0	0	0	0
PT 	0	0	1	1	1	1	1
RO 	0	0	0	0	0	0	2
SI 	0	0	0	0	0	0	1
SK 	0	0	0	0	0	0	1
FI 	0	0	0	0	0	0	1
SE 	0	0	0	0	0	0	0

**D70** On the whole, are you very satisfied, fairly satisfied, not very satisfied or not at all satisfied with the life you lead?  
(%)





























		Very satisfied		Fairly satisfied		Not very satisfied		Not at all satisfied		Don't know	Total 'Satisfied'		Total 'Not satisfied'	
		Sp.2021	Diff. Sp.2021 - Win.20/21	Sp.2021	Diff. Sp.2021 - Win.20/21	Sp.2021	Diff. Sp.2021 - Win.20/21	Sp.2021	Diff. Sp.2021 - Win.20/21		Sp.2021	Diff. Sp.2021 - Win.20/21	Sp.2021	Diff. Sp.2021 - Win.20/21
EU27		23	4	62	2	12	-5	3	-1	0	85	6	15	-6
EURO AREA		23	4	62	3	12	-6	3	-1	0	85	7	15	-7
NON-EURO AREA		20	4	63	-1	14	-2	3	0	0	83	3	17	-2
BE		25	7	67	-1	8	-4	0	-2	0	92	6	8	-6
BG		7	2	52	1	30	-4	8	-1	3	59	3	38	-5
CZ		25	6	67	-4	7	-2	1	0	0	92	2	8	-2
DK		61	15	36	-11	3	-3	0	-1	0	97	4	3	-4
DE		33	1	61	2	5	-2	1	0	0	94	3	6	-2
EE		12	4	72	2	15	-3	1	-3	0	84	6	16	-6
IE		28	4	61	1	9	-5	2	0	0	89	5	11	-5
EL		11	4	53	8	29	-10	7	-2	0	64	12	36	-12
ES		23	5	65	4	11	-6	1	-3	0	88	9	12	-9
FR		24	5	62	2	9	-6	5	-1	0	86	7	14	-7
HR		22	9	63	1	14	-7	1	-3	0	85	10	15	-10
IT		7	3	68	12	21	-11	4	-4	0	75	15	25	-15
CY		27	8	56	-4	13	-5	4	1	0	83	4	17	-4
LV		13	6	62	0	23	-4	2	-2	0	75	6	25	-6
LT		16	5	63	3	19	-5	2	-3	0	79	8	21	-8
LU		39	19	54	-10	6	-9	1	0	0	93	9	7	-9
HU		12	5	68	3	16	-7	4	-1	0	80	8	20	-8
MT		24	2	69	2	6	-3	1	0	0	93	4	7	-3
NL		48	5	47	-4	5	0	0	-1	0	95	1	5	-1
AT		38	14	46	-9	13	-3	3	-1	0	84	5	16	-4
PL		18	5	71	-3	9	-1	1	-1	1	89	2	10	-2
PT		3	-4	75	12	20	-7	2	-1	0	78	8	22	-8
RO		9	-2	57	0	27	0	7	2	0	66	-2	34	2
SI		31	16	60	-6	8	-9	1	-1	0	91	10	9	-10
SK		21	9	58	1	18	-9	3	-1	0	79	10	21	-10
FI		22	2	69	3	8	-4	1	-1	0	91	5	9	-5
SE		40	5	54	-2	5	-2	1	-1	0	94	3	6	-3

**D70a** On the whole, are you very satisfied, fairly satisfied, not very satisfied or not at all satisfied with your daily life?  
(%)





























		Very satisfied	Fairly satisfied	Not very satisfied	Not at all satisfied	Don't know	Total 'Satisfied'	Total 'Not satisfied'
EU27		20	64	13	3	0	84	16
EURO AREA		21	64	13	2	0	85	15
NON-EURO AREA		18	64	15	3	0	82	18
BE		24	65	10	1	0	89	11
BG		7	53	30	8	2	60	38
CZ		22	69	8	1	0	91	9
DK		57	39	4	0	0	96	4
DE		28	65	6	1	0	93	7
EE		12	71	16	1	0	83	17
IE		22	65	12	1	0	87	13
EL		9	53	30	8	0	62	38
ES		22	67	10	1	0	89	11
FR		22	64	10	4	0	86	14
HR		19	62	18	1	0	81	19
IT		6	68	22	4	0	74	26
CY		24	55	18	3	0	79	21
LV		13	62	23	2	0	75	25
LT		13	65	21	1	0	78	22
LU		34	57	8	1	0	91	9
HU		10	67	20	3	0	77	23
MT		20	69	9	1	1	89	10
NL		42	51	6	1	0	93	7
AT		34	48	13	5	0	82	18
PL		16	72	9	2	1	88	11
PT		2	73	23	2	0	75	25
RO		9	57	27	7	0	66	34
SI		29	63	7	1	0	92	8
SK		21	57	20	2	0	78	22
FI		22	67	10	1	0	89	11
SE		30	61	8	1	0	91	9































**D71.1** When you get together with friends or relatives, would you say you discuss frequently, occasionally or never about...?  
**National political matters (%)**

		Frequently		Occasionally		Never		Don't know
		Sp.2021	Diff. Sp.2021 - Win.20/21	Sp.2021	Diff. Sp.2021 - Win.20/21	Sp.2021	Diff. Sp.2021 - Win.20/21	
EU27		24	-3	54	1	22	2	0
EURO AREA		26	-2	52	1	22	1	0
NON-EURO AREA		21	-2	60	-1	19	3	0
BE		24	0	68	6	8	-6	0
BG		28	1	53	-7	17	5	2
CZ		29	-11	58	6	13	5	0
DK		28	-5	58	5	14	0	0
DE		36	1	53	-1	11	1	0
EE		30	1	64	2	6	-3	0
IE		44	4	52	0	4	-4	0
EL		42	-7	48	5	10	2	0
ES		16	-3	45	4	39	-1	0
FR		15	-2	51	4	34	-2	0
HR		13	-3	64	1	23	2	0
IT		25	-6	52	2	23	4	0
CY		19	2	48	-2	33	0	0
LV		17	-3	69	0	14	3	0
LT		22	5	67	5	11	-10	0
LU		28	-4	54	1	18	3	0
HU		18	1	65	-3	17	2	0
MT		15	-1	71	13	14	-6	0
NL		40	-3	51	4	9	-1	0
AT		27	-1	60	-2	13	3	0
PL		16	-1	62	-4	22	5	0
PT		7	-21	53	-6	40	27	0
RO		20	0	55	-2	25	2	0
SI		14	-8	67	4	19	4	0
SK		30	-2	57	-2	13	4	0
FI		20	-3	68	8	12	-5	0
SE		26	-3	65	5	9	-2	0

**D71.2** When you get together with friends or relatives, would you say you discuss frequently, occasionally or never about...?  
**European political matters (%)**





























		Frequently		Occasionally		Never		Don't know
		Sp.2021	Diff. Sp.2021 - Win.20/21	Sp.2021	Diff. Sp.2021 - Win.20/21	Sp.2021	Diff. Sp.2021 - Win.20/21	
EU27		14	1	52	0	34	0	0
EURO AREA		14	1	50	0	36	0	0
NON-EURO AREA		12	0	57	0	30	1	1
BE		12	3	66	12	22	-15	0
BG		14	-1	56	-3	28	5	2
CZ		9	-2	61	1	30	1	0
DK		14	3	61	3	24	-7	1
DE		23	4	57	-1	20	-1	0
EE		11	2	70	7	19	-9	0
IE		15	1	65	5	20	-6	0
EL		26	0	58	2	16	-2	0
ES		8	-2	39	5	53	-3	0
FR		7	0	40	3	53	-3	0
HR		13	0	56	1	31	-1	0
IT		14	-2	49	-3	37	5	0
CY		16	5	45	-6	38	1	1
LV		9	2	61	-3	30	1	0
LT		12	3	71	11	17	-14	0
LU		19	-3	58	1	23	2	0
HU		9	0	65	-1	26	1	0
MT		4	-1	69	12	26	-6	1
NL		17	4	57	2	26	-6	0
AT		17	-1	57	-6	26	7	0
PL		13	0	55	-2	31	3	1
PT		4	-6	48	-18	48	24	0
RO		14	2	49	-2	36	1	1
SI		7	2	62	6	31	-8	0
SK		14	0	62	-6	24	7	0
FI		8	-2	65	4	27	-2	0
SE		10	-2	67	8	23	-6	0

**D71.3** When you get together with friends or relatives, would you say you discuss frequently, occasionally or never about...?  
**Local political matters (%)**

		Frequently		Occasionally		Never		Don't know
		Sp.2021	Diff. Sp.2021 - Win.20/21	Sp.2021	Diff. Sp.2021 - Win.20/21	Sp.2021	Diff. Sp.2021 - Win.20/21	
EU27		22	-2	53	0	25	3	0
EURO AREA		23	-2	51	0	26	3	0
NON-EURO AREA		19	0	60	-1	21	2	0
BE		23	3	62	-1	15	-2	0
BG		29	1	52	-5	17	5	2
CZ		25	-6	57	-2	18	8	0
DK		21	1	60	-1	19	0	0
DE		33	-1	54	0	13	2	0
EE		28	-2	65	4	7	-2	0
IE		29	0	59	1	12	-1	0
EL		33	-15	55	11	12	4	0
ES		15	-2	44	3	41	-1	0
FR		14	-1	44	-3	42	4	0
HR		22	-2	58	-1	20	3	0
IT		22	-7	52	1	26	6	0
CY		25	5	46	-2	29	-3	0
LV		22	-2	65	2	13	0	0
LT		32	5	61	0	7	-5	0
LU		23	-1	55	2	22	-1	0
HU		16	1	65	-2	19	1	0
MT		27	9	52	-3	20	-1	1
NL		20	-3	57	5	23	-2	0
AT		21	-5	53	-3	26	8	0
PL		14	0	61	-1	24	2	1
PT		8	-22	52	-5	40	27	0
RO		20	1	56	-2	23	1	1
SI		15	-5	67	2	18	3	0
SK		18	-3	62	-4	20	8	0
FI		19	0	70	4	11	-4	0
SE		19	-4	68	5	13	-1	0





























## D72.1 To what extent do you agree or disagree with each of the following statements.

## My voice counts in the EU (%)

		Totally agree		Tend to agree		Tend to disagree		Totally disagree		Don't know	Total 'Agree'		Total 'Disagree'	
		Sp.2021	Diff. Sp.2021 - Sum.2020	Sp.2021	Diff. Sp.2021 - Sum.2020	Sp.2021	Diff. Sp.2021 - Sum.2020	Sp.2021	Diff. Sp.2021 - Sum.2020		Sp.2021	Diff. Sp.2021 - Sum.2020	Sp.2021	Diff. Sp.2021 - Sum.2020
EU27		12	0	31	1	31	1	22	-1	4	43	1	53	0
EURO AREA		12	1	30	1	32	2	22	-3	4	42	2	54	-1
NON-EURO AREA		11	-2	36	0	29	2	19	1	5	47	-2	48	3
BE		7	1	29	-9	44	10	20	2	0	36	-8	64	12
BG		13	2	34	4	17	-3	23	0	13	47	6	40	-3
CZ		4	0	22	-1	38	2	33	1	3	26	-1	71	3
DK		24	-9	38	6	26	5	10	0	2	62	-3	36	5
DE		22	-1	32	-1	28	2	14	0	4	54	-2	42	2
EE		2	0	17	-3	50	5	31	-2	0	19	-3	81	3
IE		4	-1	40	0	40	-1	16	2	0	44	-1	56	1
EL		5	3	18	-1	41	0	34	-3	2	23	2	75	-3
ES		6	1	29	-4	34	4	26	3	5	35	-3	60	7
FR		11	4	28	1	29	0	26	-4	6	39	5	55	-4
HR		22	-1	45	6	18	-3	11	-2	4	67	5	29	-5
IT		7	2	27	8	32	-2	31	-7	3	34	10	63	-9
CY		6	0	24	3	26	-7	37	1	7	30	3	63	-6
LV		4	-3	16	-3	37	5	40	4	3	20	-6	77	9
LT		4	1	34	5	40	8	21	-2	1	38	6	61	6
LU		10	7	30	2	35	-13	21	0	4	40	9	56	-13
HU		10	1	31	5	30	-3	25	-3	4	41	6	55	-6
MT		3	1	41	11	33	-1	14	-6	9	44	12	47	-7
NL		15	-4	33	1	33	3	18	2	1	48	-3	51	5
AT		21	-1	38	9	20	-4	18	-4	3	59	8	38	-8
PL		9	-3	40	-3	30	3	14	3	7	49	-6	44	6
PT		9	1	40	3	34	-2	14	-1	3	49	4	48	-3
RO		10	-1	36	3	29	1	21	-2	4	46	2	50	-1
SI		15	-1	28	-1	34	4	20	-2	3	43	-2	54	2
SK		19	2	28	-5	29	-3	19	6	5	47	-3	48	3
FI		9	2	29	-1	40	0	22	-1	0	38	1	62	-1
SE		13	-7	40	-3	31	8	16	3	0	53	-10	47	11





























## D72.2 To what extent do you agree or disagree with each of the following statements.

## My voice counts in (OUR COUNTRY) (%)

		Totally agree		Tend to agree		Tend to disagree		Totally disagree		Don't know	Total 'Agree'		Total 'Disagree'	
		Sp.2021	Diff. Sp.2021 - Sum.2020	Sp.2021	Diff. Sp.2021 - Sum.2020	Sp.2021	Diff. Sp.2021 - Sum.2020	Sp.2021	Diff. Sp.2021 - Sum.2020		Sp.2021	Diff. Sp.2021 - Sum.2020	Sp.2021	Diff. Sp.2021 - Sum.2020
EU27		21	1	37	0	24	1	16	-1	2	58	1	40	0
EURO AREA		20	1	37	0	24	0	17	0	2	57	1	41	0
NON-EURO AREA		20	-4	38	-1	24	4	15	1	3	58	-5	39	5
BE		10	1	36	-3	36	4	18	1	0	46	-2	54	5
BG		14	-1	36	5	21	-3	21	-1	8	50	4	42	-4
CZ		10	-2	38	-3	31	2	19	4	2	48	-5	50	6
DK		56	-10	35	9	6	2	2	-1	1	91	-1	8	1
DE		38	3	36	-3	16	2	8	-1	2	74	0	24	1
EE		4	0	26	-5	49	1	21	4	0	30	-5	70	5
IE		10	-5	50	-1	30	5	10	1	0	60	-6	40	6
EL		8	2	22	-7	37	0	32	4	1	30	-5	69	4
ES		7	-2	36	-5	33	5	22	4	2	43	-7	55	9
FR		18	2	40	1	21	-1	17	-2	4	58	3	38	-3
HR		29	-8	50	9	14	2	5	-4	2	79	1	19	-2
IT		9	3	35	8	27	-5	28	-4	1	44	11	55	-9
CY		8	1	26	0	27	-8	36	7	3	34	1	63	-1
LV		7	-7	21	-5	35	7	36	8	1	28	-12	71	15
LT		4	0	29	-1	41	3	26	4	0	33	-1	67	7
LU		22	9	40	-1	21	-7	12	-6	5	62	8	33	-13
HU		13	0	33	2	28	-2	23	0	3	46	2	51	-2
MT		11	-3	35	-6	30	7	16	6	8	46	-9	46	13
NL		30	-11	44	3	18	7	8	3	0	74	-8	26	10
AT		39	-1	39	2	14	-1	7	0	1	78	1	21	-1
PL		18	-4	41	-7	24	6	14	5	3	59	-11	38	11
PT		15	-1	46	4	27	-3	10	0	2	61	3	37	-3
RO		12	1	32	-3	33	6	20	-4	3	44	-2	53	2
SI		19	-3	33	-1	30	4	16	0	2	52	-4	46	4
SK		26	4	37	-13	22	4	12	5	3	63	-9	34	9
FI		30	7	48	-2	17	-3	5	-2	0	78	5	22	-5
SE		45	-11	40	9	10	1	5	1	0	85	-2	15	2





























**D72a** For the following statement, please tell whether you totally agree, tend to agree, tend to disagree or totally disagree.

**The EU's voice counts in the world (%)**

		Totally agree		Tend to agree		Tend to disagree		Totally disagree		Don't know	Total 'Agree'		Total 'Disagree'	
		Sp.2021	Diff. Sp.2021 - Sum.2020	Sp.2021	Diff. Sp.2021 - Sum.2020	Sp.2021	Diff. Sp.2021 - Sum.2020	Sp.2021	Diff. Sp.2021 - Sum.2020		Sp.2021	Diff. Sp.2021 - Sum.2020	Sp.2021	Diff. Sp.2021 - Sum.2020
EU27		20	0	52	3	18	0	6	-1	4	72	3	24	-1
EURO AREA		19	-1	51	4	19	0	7	-1	4	70	3	26	-1
NON-EURO AREA		22	0	54	1	14	-1	5	1	5	76	1	19	0
BE		14	1	54	-6	27	7	5	1	0	68	-5	32	8
BG		24	0	45	3	10	-3	6	0	15	69	3	16	-3
CZ		20	8	52	8	20	-5	5	-6	3	72	16	25	-11
DK		40	4	46	-2	9	0	3	2	2	86	2	12	2
DE		21	-2	50	5	21	1	5	-1	3	71	3	26	0
EE		12	3	62	12	23	-13	3	-2	0	74	15	26	-15
IE		34	-8	55	6	9	2	2	0	0	89	-2	11	2
EL		22	6	50	3	17	-4	8	-5	3	72	9	25	-9
ES		19	-6	54	-1	17	7	3	2	7	73	-7	20	9
FR		19	3	50	2	19	-1	6	-2	6	69	5	25	-3
HR		25	-1	54	5	12	-3	2	-3	7	79	4	14	-6
IT		15	2	47	11	21	-5	14	-3	3	62	13	35	-8
CY		19	4	45	2	19	-4	10	-1	7	64	6	29	-5
LV		16	-2	56	7	20	0	5	1	3	72	5	25	1
LT		13	1	60	-8	22	11	5	4	0	73	-7	27	15
LU		12	-5	49	7	28	-5	6	-2	5	61	2	34	-7
HU		23	3	54	3	15	-2	5	-1	3	77	6	20	-3
MT		27	17	57	-3	7	-11	1	-2	8	84	14	8	-13
NL		17	-8	55	7	22	3	5	0	1	72	-1	27	3
AT		21	-4	52	5	17	0	6	-3	4	73	1	23	-3
PL		20	-1	57	-2	12	1	6	2	5	77	-3	18	3
PT		28	-2	63	3	4	0	1	0	4	91	1	5	0
RO		21	-1	49	-2	20	2	5	2	5	70	-3	25	4
SI		18	4	48	4	25	-3	7	-3	2	66	8	32	-6
SK		29	11	46	-14	15	3	5	0	5	75	-3	20	3
FI		20	6	52	-2	23	-4	5	0	0	72	4	28	-4
SE		23	-2	61	5	12	-3	4	2	0	84	3	16	-1





























**D73.1** At the present time, would you say that, in general, things are going in the right direction or in the wrong direction, in...?

(OUR COUNTRY) (%)

		Things are going in the right direction		Things are going in the wrong direction		Neither the one nor the other (SPONTANEOUS)		Don't know
		Sp.2021	Diff. Sp.2021 - Win.20/21	Sp.2021	Diff. Sp.2021 - Win.20/21	Sp.2021	Diff. Sp.2021 - Win.20/21	
EU27		<b>39</b>	3	<b>50</b>	-4	<b>6</b>	1	<b>5</b>
EURO AREA		<b>40</b>	3	<b>48</b>	-4	<b>7</b>	1	<b>5</b>
NON-EURO AREA		<b>38</b>	5	<b>55</b>	-5	<b>3</b>	1	<b>4</b>
BE		<b>51</b>	8	<b>49</b>	-8	<b>0</b>	0	<b>0</b>
BG		<b>24</b>	-4	<b>56</b>	4	<b>8</b>	2	<b>12</b>
CZ		<b>38</b>	17	<b>58</b>	-21	<b>2</b>	2	<b>2</b>
DK		<b>73</b>	7	<b>22</b>	-12	<b>4</b>	4	<b>1</b>
DE		<b>46</b>	-7	<b>39</b>	5	<b>9</b>	3	<b>6</b>
EE		<b>54</b>	-9	<b>46</b>	9	<b>0</b>	0	<b>0</b>
IE		<b>64</b>	-1	<b>36</b>	1	<b>0</b>	0	<b>0</b>
EL		<b>23</b>	-8	<b>65</b>	0	<b>9</b>	6	<b>3</b>
ES		<b>31</b>	11	<b>61</b>	-11	<b>5</b>	0	<b>3</b>
FR		<b>29</b>	3	<b>57</b>	-3	<b>6</b>	0	<b>8</b>
HR		<b>24</b>	1	<b>71</b>	0	<b>1</b>	-1	<b>4</b>
IT		<b>42</b>	12	<b>48</b>	-9	<b>5</b>	-1	<b>5</b>
CY		<b>22</b>	1	<b>62</b>	1	<b>13</b>	0	<b>3</b>
LV		<b>32</b>	-5	<b>61</b>	-2	<b>2</b>	2	<b>5</b>
LT		<b>48</b>	-10	<b>52</b>	10	<b>0</b>	0	<b>0</b>
LU		<b>68</b>	-4	<b>27</b>	-1	<b>3</b>	3	<b>2</b>
HU		<b>48</b>	9	<b>45</b>	-9	<b>3</b>	0	<b>4</b>
MT		<b>46</b>	-3	<b>37</b>	8	<b>11</b>	1	<b>6</b>
NL		<b>55</b>	0	<b>41</b>	6	<b>4</b>	-4	<b>0</b>
AT		<b>53</b>	15	<b>32</b>	-13	<b>11</b>	1	<b>4</b>
PL		<b>33</b>	5	<b>58</b>	-5	<b>4</b>	1	<b>5</b>
PT		<b>52</b>	-5	<b>26</b>	-16	<b>10</b>	9	<b>12</b>
RO		<b>34</b>	3	<b>58</b>	-4	<b>3</b>	1	<b>5</b>
SI		<b>33</b>	3	<b>59</b>	-11	<b>6</b>	6	<b>2</b>
SK		<b>27</b>	1	<b>67</b>	0	<b>3</b>	-1	<b>3</b>
FI		<b>60</b>	11	<b>40</b>	-11	<b>0</b>	0	<b>0</b>
SE		<b>47</b>	-1	<b>53</b>	4	<b>0</b>	-2	<b>0</b>

**D73.2** At the present time, would you say that, in general, things are going in the right direction or in the wrong direction, in...?





























**The European Union (%)**

		Things are going in the right direction		Things are going in the wrong direction		Neither the one nor the other (SPONTANEOUS)		Don't know
		Sp.2021	Diff. Sp.2021 - Win.20/21	Sp.2021	Diff. Sp.2021 - Win.20/21	Sp.2021	Diff. Sp.2021 - Win.20/21	
EU27		41	-1	43	0	6	1	10
EURO AREA		38	-3	45	1	7	2	10
NON-EURO AREA		48	-1	37	-1	5	1	10
BE		47	-3	53	4	0	0	0
BG		44	-4	25	3	9	-2	22
CZ		42	-4	49	-4	5	4	4
DK		55	-5	34	-6	6	6	5
DE		36	-9	46	8	10	4	8
EE		57	-12	42	11	1	1	0
IE		70	-4	30	5	0	0	0
EL		27	-9	55	-4	11	8	7
ES		41	8	40	-9	6	0	13
FR		26	-3	51	1	6	1	17
HR		48	2	39	-4	2	-2	11
IT		44	7	40	-6	6	1	10
CY		26	-2	44	-1	14	1	16
LV		49	-15	39	3	2	2	10
LT		62	-12	37	11	0	0	1
LU		40	-13	50	3	4	4	6
HU		52	4	38	-5	4	0	6
MT		53	-1	18	2	14	2	15
NL		41	-12	51	20	6	-5	2
AT		41	8	40	-10	13	4	6
PL		48	0	34	-2	5	1	13
PT		53	-25	18	-3	11	10	18
RO		52	-1	32	-1	7	5	9
SI		50	-19	38	7	7	7	5
SK		36	-6	52	5	4	0	8
FI		48	6	52	-5	0	0	0
SE		45	-5	55	10	0	-2	0































**D73.3** At the present time, would you say that, in general, things are going in the right direction or in the wrong direction, in...?

**The USA (%)**





























		Things are going in the right direction		Things are going in the wrong direction		Neither the one nor the other (SPONTANEOUS)		Don't know
		Sp.2021	Diff. Sp.2021 - Win.20/21	Sp.2021	Diff. Sp.2021 - Win.20/21	Sp.2021	Diff. Sp.2021 - Win.20/21	
EU27		<b>48</b>	6	<b>31</b>	-8	<b>6</b>	2	<b>15</b>
EURO AREA		<b>49</b>	7	<b>31</b>	-9	<b>5</b>	1	<b>15</b>
NON-EURO AREA		<b>47</b>	4	<b>32</b>	-6	<b>6</b>	2	<b>15</b>
BE		<b>68</b>	10	<b>32</b>	-9	<b>0</b>	-1	<b>0</b>
BG		<b>29</b>	2	<b>26</b>	-2	<b>10</b>	-3	<b>35</b>
CZ		<b>41</b>	-6	<b>45</b>	-8	<b>6</b>	6	<b>8</b>
DK		<b>72</b>	7	<b>20</b>	-15	<b>4</b>	4	<b>4</b>
DE		<b>58</b>	5	<b>25</b>	-3	<b>7</b>	2	<b>10</b>
EE		<b>65</b>	-1	<b>34</b>	0	<b>0</b>	0	<b>1</b>
IE		<b>67</b>	8	<b>33</b>	-8	<b>0</b>	0	<b>0</b>
EL		<b>32</b>	-10	<b>44</b>	-8	<b>11</b>	9	<b>13</b>
ES		<b>39</b>	14	<b>34</b>	-18	<b>5</b>	0	<b>22</b>
FR		<b>42</b>	12	<b>31</b>	-14	<b>4</b>	1	<b>23</b>
HR		<b>42</b>	7	<b>39</b>	-10	<b>4</b>	-1	<b>15</b>
IT		<b>47</b>	9	<b>34</b>	-6	<b>6</b>	2	<b>13</b>
CY		<b>22</b>	3	<b>37</b>	-8	<b>8</b>	1	<b>33</b>
LV		<b>43</b>	-9	<b>39</b>	-9	<b>3</b>	3	<b>15</b>
LT		<b>67</b>	0	<b>33</b>	0	<b>0</b>	0	<b>0</b>
LU		<b>53</b>	-11	<b>36</b>	0	<b>3</b>	3	<b>8</b>
HU		<b>45</b>	7	<b>36</b>	-10	<b>6</b>	1	<b>13</b>
MT		<b>30</b>	-4	<b>20</b>	-5	<b>9</b>	-2	<b>41</b>
NL		<b>64</b>	10	<b>31</b>	-7	<b>2</b>	-2	<b>3</b>
AT		<b>46</b>	12	<b>31</b>	-12	<b>12</b>	0	<b>11</b>
PL		<b>43</b>	2	<b>29</b>	-6	<b>8</b>	3	<b>20</b>
PT		<b>46</b>	-32	<b>18</b>	-3	<b>7</b>	7	<b>29</b>
RO		<b>45</b>	0	<b>33</b>	1	<b>8</b>	5	<b>14</b>
SI		<b>39</b>	-18	<b>42</b>	-1	<b>7</b>	7	<b>12</b>
SK		<b>27</b>	-10	<b>49</b>	3	<b>4</b>	2	<b>20</b>
FI		<b>69</b>	9	<b>31</b>	-9	<b>0</b>	0	<b>0</b>
SE		<b>68</b>	12	<b>32</b>	-9	<b>0</b>	-1	<b>0</b>

**D73.4** At the present time, would you say that, in general, things are going in the right direction or in the wrong direction, in...?

**Your life personally (%)**

		Things are going in the right direction		Things are going in the wrong direction		Neither the one nor the other (SPONTANEOUS)		Don't know
		Sp.2021	Diff. Sp.2021 - Win.20/21	Sp.2021	Diff. Sp.2021 - Win.20/21	Sp.2021	Diff. Sp.2021 - Win.20/21	
EU27		<b>72</b>	2	<b>18</b>	-1	<b>6</b>	1	<b>4</b>
EURO AREA		<b>74</b>	2	<b>16</b>	-2	<b>6</b>	1	<b>4</b>
NON-EURO AREA		<b>66</b>	-1	<b>23</b>	1	<b>5</b>	1	<b>6</b>
BE		<b>85</b>	0	<b>14</b>	0	<b>1</b>	0	<b>0</b>
BG		<b>49</b>	-4	<b>22</b>	6	<b>15</b>	-1	<b>14</b>
CZ		<b>83</b>	-5	<b>14</b>	2	<b>2</b>	2	<b>1</b>
DK		<b>87</b>	-1	<b>8</b>	-4	<b>4</b>	4	<b>1</b>
DE		<b>85</b>	-2	<b>7</b>	1	<b>5</b>	2	<b>3</b>
EE		<b>87</b>	0	<b>13</b>	0	<b>0</b>	0	<b>0</b>
IE		<b>90</b>	4	<b>10</b>	-4	<b>0</b>	0	<b>0</b>
EL		<b>64</b>	-4	<b>23</b>	-5	<b>10</b>	7	<b>3</b>
ES		<b>73</b>	7	<b>19</b>	-3	<b>5</b>	-2	<b>3</b>
FR		<b>74</b>	4	<b>15</b>	-1	<b>6</b>	-2	<b>5</b>
HR		<b>61</b>	8	<b>29</b>	-6	<b>3</b>	-3	<b>7</b>
IT		<b>58</b>	11	<b>29</b>	-6	<b>9</b>	0	<b>4</b>
CY		<b>68</b>	1	<b>18</b>	3	<b>12</b>	1	<b>2</b>
LV		<b>82</b>	-2	<b>15</b>	-1	<b>2</b>	2	<b>1</b>
LT		<b>82</b>	-1	<b>17</b>	0	<b>0</b>	0	<b>1</b>
LU		<b>86</b>	-2	<b>10</b>	-1	<b>2</b>	1	<b>2</b>
HU		<b>63</b>	1	<b>27</b>	0	<b>5</b>	-1	<b>5</b>
MT		<b>71</b>	-1	<b>8</b>	0	<b>12</b>	3	<b>9</b>
NL		<b>86</b>	-1	<b>7</b>	1	<b>6</b>	0	<b>1</b>
AT		<b>68</b>	5	<b>20</b>	-4	<b>10</b>	1	<b>2</b>
PL		<b>64</b>	1	<b>23</b>	3	<b>5</b>	0	<b>8</b>
PT		<b>63</b>	-24	<b>11</b>	-2	<b>16</b>	16	<b>10</b>
RO		<b>50</b>	-5	<b>37</b>	1	<b>8</b>	5	<b>5</b>
SI		<b>83</b>	-3	<b>11</b>	-3	<b>4</b>	4	<b>2</b>
SK		<b>61</b>	-4	<b>28</b>	4	<b>7</b>	0	<b>4</b>
FI		<b>85</b>	1	<b>14</b>	-1	<b>1</b>	1	<b>0</b>
SE		<b>90</b>	1	<b>10</b>	1	<b>0</b>	-2	<b>0</b>





























**D78** In general, does the EU conjure up for you a very positive, fairly positive, neutral, fairly negative or very negative image? (%)

		Very positive		Fairly positive		Neutral		Fairly negative		Very negative		Don't know	Total 'Positive'		Total 'Negative'	
		Sp.2021	Diff. Sp.2021 - Win.20/21	Sp.2021	Diff. Sp.2021 - Win.20/21	Sp.2021	Diff. Sp.2021 - Win.20/21	Sp.2021	Diff. Sp.2021 - Win.20/21	Sp.2021	Diff. Sp.2021 - Win.20/21		Sp.2021	Diff. Sp.2021 - Win.20/21	Sp.2021	Diff. Sp.2021 - Win.20/21
EU27		7	1	38	-2	38	0	13	1	3	0	1	45	-1	16	1
EURO AREA		6	1	38	-2	38	-1	14	2	3	0	1	44	-1	17	2
NON-EURO AREA		9	1	39	-3	39	1	10	0	3	1	0	48	-2	13	1
BE		6	2	35	0	34	-4	21	1	4	1	0	41	2	25	2
BG		16	1	42	-2	26	1	9	-2	4	1	3	58	-1	13	-1
CZ		7	-3	31	-8	37	9	17	0	8	2	0	38	-11	25	2
DK		10	0	36	-1	39	5	11	-4	3	-1	1	46	-1	14	-5
DE		8	1	41	-1	36	-1	13	2	2	0	0	49	0	15	2
EE		7	1	43	-6	34	0	12	4	4	1	0	50	-5	16	5
IE		17	0	53	-5	22	3	6	1	2	1	0	70	-5	8	2
EL		5	2	28	-3	37	-5	21	2	9	4	0	33	-1	30	6
ES		5	0	41	1	42	-3	10	3	1	0	1	46	1	11	3
FR		5	0	36	0	37	-1	16	1	5	0	1	41	0	21	1
HR		9	2	35	-6	47	6	7	-2	2	0	0	44	-4	9	-2
IT		5	1	36	-3	43	5	13	-1	2	-2	1	41	-2	15	-3
CY		5	0	36	-3	42	4	13	0	4	-1	0	41	-3	17	-1
LV		6	0	37	-10	42	8	12	1	3	1	0	43	-10	15	2
LT		11	3	46	-3	31	-4	9	3	3	1	0	57	0	12	4
LU		7	-2	39	-6	36	4	14	3	4	1	0	46	-8	18	4
HU		5	2	43	-2	40	-2	10	1	2	1	0	48	0	12	2
MT		4	-3	45	2	42	0	7	2	1	0	1	49	-1	8	2
NL		3	-1	36	-10	40	4	17	5	4	2	0	39	-11	21	7
AT		8	-1	29	3	37	-2	21	1	4	-1	1	37	2	25	0
PL		11	1	42	-1	39	0	7	0	1	0	0	53	0	8	0
PT		6	-2	56	-12	29	8	8	6	0	-1	1	62	-14	8	5
RO		8	2	35	-6	42	-4	11	5	3	2	1	43	-4	14	7
SI		7	-3	46	2	36	-4	9	4	2	1	0	53	-1	11	5
SK		6	0	30	-7	40	-1	17	7	7	2	0	36	-7	24	9
FI		6	0	36	2	35	-2	17	-1	6	1	0	42	2	23	0
SE		4	-2	38	-2	35	0	18	3	5	2	0	42	-4	23	5

Spring 2021

Tables of results





























**SD18a** On the whole, are you very satisfied, fairly satisfied, not very satisfied or not at all satisfied with the way democracy works in (OUR COUNTRY)?  
(%)

		Very satisfied		Fairly satisfied		Not very satisfied		Not at all satisfied		Don't know	Total 'Satisfied'		Total 'Not satisfied'	
		Sp.2021	Diff. Sp.2021 - Win.20/21	Sp.2021	Diff. Sp.2021 - Win.20/21	Sp.2021	Diff. Sp.2021 - Win.20/21	Sp.2021	Diff. Sp.2021 - Win.20/21		Sp.2021	Diff. Sp.2021 - Win.20/21	Sp.2021	Diff. Sp.2021 - Win.20/21
EU27		10	0	49	4	29	-1	11	-3	1	59	4	40	-4
EURO AREA		10	0	50	3	29	0	10	-3	1	60	3	39	-3
NON-EURO AREA		9	0	43	2	30	0	16	-3	2	52	2	46	-3
BE		5	1	48	1	35	-2	12	0	0	53	2	47	-2
BG		7	-2	30	0	40	6	21	-3	2	37	-2	61	3
CZ		5	2	49	7	33	-4	13	-5	0	54	9	46	-9
DK		45	4	46	0	7	-3	2	-1	0	91	4	9	-4
DE		16	-5	56	4	21	1	6	0	1	72	-1	27	1
EE		6	0	47	-7	35	5	12	2	0	53	-7	47	7
IE		14	-2	58	-1	21	2	7	1	0	72	-3	28	3
EL		5	1	30	1	43	4	22	-6	0	35	2	65	-2
ES		8	2	43	1	36	1	12	-4	1	51	3	48	-3
FR		7	0	48	5	29	-1	13	-4	3	55	5	42	-5
HR		2	-1	36	3	44	-1	18	-1	0	38	2	62	-2
IT		7	2	52	4	31	-3	9	-3	1	59	6	40	-6
CY		7	4	37	2	38	-2	17	-5	1	44	6	55	-7
LV		6	0	40	1	31	0	22	-2	1	46	1	53	-2
LT		7	0	39	-4	37	3	17	1	0	46	-4	54	4
LU		19	-1	59	-1	16	-1	4	1	2	78	-2	20	0
HU		7	1	48	2	28	-1	17	-2	0	55	3	45	-3
MT		8	-2	46	3	30	-2	14	1	2	54	1	44	-1
NL		13	-8	56	-5	25	11	6	2	0	69	-13	31	13
AT		16	-2	55	9	21	-6	7	-1	1	71	7	28	-7
PL		6	2	42	1	29	-1	21	-2	2	48	3	50	-3
PT		1	-3	60	16	31	-8	6	-7	2	61	13	37	-15
RO		3	0	41	6	38	0	16	-6	2	44	6	54	-6
SI		3	-3	32	13	42	10	22	-21	1	35	10	64	-11
SK		4	0	34	-1	37	-3	24	3	1	38	-1	61	0
FI		16	-3	58	-1	20	5	6	-1	0	74	-4	26	4
SE		22	-6	53	-2	18	6	7	2	0	75	-8	25	8





























Spring 2021

Tables of results

**SD18b** And how about the way democracy works in the EU?  
(%)





























		Very satisfied		Fairly satisfied		Not very satisfied		Not at all satisfied		Don't know	Total 'Satisfied'		Total 'Not satisfied'	
		Sp.2021	Diff. Sp.2021 - Win.20/21	Sp.2021	Diff. Sp.2021 - Win.20/21	Sp.2021	Diff. Sp.2021 - Win.20/21	Sp.2021	Diff. Sp.2021 - Win.20/21		Sp.2021	Diff. Sp.2021 - Win.20/21	Sp.2021	Diff. Sp.2021 - Win.20/21
EU27		6	1	50	2	30	-2	9	-1	5	56	3	39	-3
EURO AREA		5	1	49	3	32	-2	9	-2	5	54	4	41	-4
NON-EURO AREA		8	1	55	0	25	-1	8	0	4	63	1	33	-1
BE		3	-1	48	-2	36	1	12	1	1	51	-3	48	2
BG		13	1	41	2	23	-1	11	-1	12	54	3	34	-2
CZ		3	-2	58	4	27	-2	11	-1	1	61	2	38	-3
DK		13	4	61	0	18	-4	6	-1	2	74	4	24	-5
DE		5	-1	48	3	36	-2	8	0	3	53	2	44	-2
EE		5	0	53	1	31	-1	11	0	0	58	1	42	-1
IE		8	-1	67	-2	17	0	8	3	0	75	-3	25	3
EL		4	1	34	4	38	-9	20	1	4	38	5	58	-8
ES		8	3	50	2	29	-1	7	-2	6	58	5	36	-3
FR		4	1	43	3	29	-2	13	-4	11	47	4	42	-6
HR		4	0	56	1	32	-1	5	0	3	60	1	37	-1
IT		5	1	54	5	31	-1	7	-3	3	59	6	38	-4
CY		6	2	50	3	26	-4	8	-3	10	56	5	34	-7
LV		8	-1	53	0	26	-2	9	-1	4	61	-1	35	-3
LT		9	2	57	-2	24	-3	10	3	0	66	0	34	0
LU		4	-2	55	1	31	-2	8	1	2	59	-1	39	-1
HU		6	1	59	0	22	-6	8	1	5	65	1	30	-5
MT		2	-1	69	12	19	-7	2	0	8	71	11	21	-7
NL		3	-1	45	-8	42	8	9	1	1	48	-9	51	9
AT		10	-2	43	5	31	-1	12	-4	4	53	3	43	-5
PL		10	2	58	-1	23	0	5	-2	4	68	1	28	-2
PT		2	-1	71	9	19	-12	2	-2	6	73	8	21	-14
RO		6	0	51	4	29	-1	9	-1	5	57	4	38	-2
SI		3	0	53	3	34	-5	8	0	2	56	3	42	-5
SK		5	0	44	0	31	-1	14	-1	6	49	0	45	-2
FI		2	0	47	0	39	2	12	-1	0	49	0	51	1
SE		5	2	54	-3	31	-2	9	3	1	59	-1	40	1

**SD20** Generally speaking, do you think that the life of those in the EU who are children today will be easier, more difficult or about the same as the life of those from your own generation?  
(%)

		Easier		More difficult		About the same		Don't know
		Sp.2021	Diff. Sp.2021 - Win.20/21	Sp.2021	Diff. Sp.2021 - Win.20/21	Sp.2021	Diff. Sp.2021 - Win.20/21	
EU27		18	1	56	0	25	-1	1
EURO AREA		16	2	60	-1	23	-1	1
NON-EURO AREA		24	0	43	1	31	-1	2
BE		9	0	70	5	21	-5	0
BG		31	3	30	-3	32	0	7
CZ		14	-4	56	2	30	2	0
DK		22	1	40	4	37	-6	1
DE		11	-1	61	1	26	-1	2
EE		26	-3	52	5	22	-2	0
IE		26	-3	48	5	26	-2	0
EL		13	-6	63	1	23	4	1
ES		19	3	59	0	21	-3	1
FR		8	3	73	-1	17	-2	2
HR		23	-3	38	0	39	5	0
IT		23	5	56	-4	20	-1	1
CY		14	1	66	0	18	-1	2
LV		35	0	36	1	28	-2	1
LT		37	-6	35	6	28	0	0
LU		13	3	70	1	16	-5	1
HU		25	0	47	5	27	-5	1
MT		16	1	74	7	9	-7	1
NL		10	-2	61	5	29	-3	0
AT		13	2	48	-4	36	1	3
PL		31	1	39	2	28	-4	2
PT		34	-16	37	-2	28	17	1
RO		20	-1	44	-3	34	4	2
SI		20	0	54	0	25	-1	1
SK		13	-3	52	-1	34	5	1
FI		25	3	42	-2	33	-1	0
SE		15	0	47	-2	38	2	0





























**SD20a.1** For each of the following statements about the EU could you please tell whether you think it is true or false?

**The Euro area currently consists of 19 Member States (%)**

		True		False		Don't know
		Sp.2021	Diff. Sp.2021 - Win.20/21	Sp.2021	Diff. Sp.2021 - Win.20/21	
EU27		44	1	37	-1	19
EURO AREA		41	1	39	-1	20
NON-EURO AREA		52	2	32	-1	16
BE		61	3	38	-3	1
BG		41	2	25	3	34
CZ		49	-6	40	-4	11
DK		51	-5	31	-12	18
DE		43	3	37	-1	20
EE		58	0	41	0	1
IE		52	-3	48	4	0
EL		50	-10	33	-1	17
ES		30	-2	40	0	30
FR		36	5	34	-4	30
HR		35	-3	57	4	8
IT		40	0	48	5	12
CY		51	3	12	-1	37
LV		47	-5	40	-8	13
LT		63	0	37	0	0
LU		52	-6	38	-3	10
HU		49	3	38	-2	13
MT		41	-9	31	6	28
NL		53	7	32	-2	15
AT		42	-1	46	0	12
PL		55	3	28	2	17
PT		32	-22	39	-7	29
RO		52	1	26	-2	22
SI		53	-1	34	-11	13
SK		51	-4	33	-4	16
FI		67	3	33	-2	0
SE		59	3	40	0	1





























**SD20a.2** For each of the following statements about the EU could you please tell whether you think it is true or false?

**The members of the European Parliament are directly elected by the citizens of each Member State (%)**





























		True		False		Don't know
		Sp.2021	Diff. Sp.2021 - Win.20/21	Sp.2021	Diff. Sp.2021 - Win.20/21	
EU27		64	1	24	-1	12
EURO AREA		60	1	26	-1	14
NON-EURO AREA		77	0	16	0	7
BE		65	-1	35	1	0
BG		83	1	5	-1	12
CZ		72	-3	22	-3	6
DK		78	-9	15	2	7
DE		52	1	34	0	14
EE		70	-4	30	4	0
IE		84	0	16	0	0
EL		90	3	6	-5	4
ES		69	4	15	-2	16
FR		49	2	26	-5	25
HR		79	0	17	0	4
IT		61	1	28	3	11
CY		86	-3	6	2	8
LV		75	-7	18	0	7
LT		83	-2	17	2	0
LU		64	-11	30	5	6
HU		66	0	26	-1	8
MT		89	4	5	-2	6
NL		52	-3	44	3	4
AT		54	-3	34	1	12
PL		79	0	13	1	8
PT		71	-7	14	-8	15
RO		77	1	13	-1	10
SI		75	-4	18	-3	7
SK		80	1	12	-4	8
FI		81	0	19	0	0
SE		75	1	24	0	1































**SD20a.3** For each of the following statements about the EU could you please tell whether you think it is true or false?  
**Switzerland is a Member State of the EU (%)**

		True		False		Don't know
		Sp.2021	Diff. Sp.2021 - Win.20/21	Sp.2021	Diff. Sp.2021 - Win.20/21	
EU27		16	2	75	-2	9
EURO AREA		14	2	78	-1	8
NON-EURO AREA		22	1	66	-1	12
BE		9	-1	90	0	1
BG		18	3	54	-3	28
CZ		12	4	82	-10	6
DK		18	2	74	-9	8
DE		6	0	90	1	4
EE		19	1	80	-2	1
IE		15	-2	85	2	0
EL		22	-12	61	2	17
ES		23	4	59	-4	18
FR		14	3	76	-2	10
HR		14	0	80	-2	6
IT		17	5	76	0	7
CY		19	0	55	1	26
LV		21	-3	71	-5	8
LT		30	2	70	-2	0
LU		10	3	87	-5	3
HU		15	3	77	-3	8
MT		12	-6	74	4	14
NL		11	2	86	-3	3
AT		8	2	90	-3	2
PL		25	-1	62	3	13
PT		10	-7	75	-8	15
RO		33	5	48	-5	19
SI		10	-1	87	-2	3
SK		15	-3	77	-1	8
FI		16	-1	84	1	0
SE		17	-1	82	1	1

**SD21.1** In one year's time, do you think that each of the following will be better, worse, or the same as today?  
**Your living conditions (%)**

		Better		Worse		The same		Don't know
		Sp.2021	Diff. Sp.2021 - Nov.-Dec. 2020	Sp.2021	Diff. Sp.2021 - Nov.-Dec. 2020	Sp.2021	Diff. Sp.2021 - Nov.-Dec. 2020	Sp.2021
EU27		29	8	12	-12	56	4	3
EU28-UK		29	8	12	-12	56	4	3
EURO AREA		29	8	12	-12	57	4	2
NON-EURO AREA		30	8	15	-12	52	4	3
BE		23	-3	17	-7	60	10	0
BG		30	15	14	-21	45	5	11
CZ		26	4	14	-6	60	2	0
DK		30	3	4	-3	65	0	1
DE		23	1	8	-8	67	6	2
EE		34	4	10	-5	56	1	0
IE		31	1	8	-6	61	5	0
EL		22	-3	19	-21	57	22	2
ES		32	11	5	-16	60	5	3
FR		30	12	13	-14	53	2	4
HR		36	13	19	-11	44	-1	1
IT		36	17	17	-16	45	0	2
CY		19	2	18	-17	61	14	2
LV		33	12	13	-14	52	0	2
LT		34	8	22	-5	44	-3	0
LU		28	4	14	-7	55	0	3
HU		29	7	14	-6	54	-2	3
MT		23	-3	10	-1	57	1	10
NL		23	5	8	1	69	-6	0
AT		26	-1	14	-16	55	15	5
PL		23	7	16	-14	57	9	4
PT		28	8	16	-13	52	9	4
RO		38	11	24	-12	34	-1	4
SI		26	5	22	-13	51	7	1
SK		30	16	22	-21	46	5	2
FI		27	5	10	-7	63	2	0
SE		35	5	7	-4	58	-1	0





























**SD21.2** In one year's time, do you think that each of the following will be better, worse, or the same as today?  
**The situation of the (NATIONALITY) economy (%)**

		Better		Worse		The same		Don't know
		Sp.2021	Diff. Sp.2021 - Nov.-Dec. 2020	Sp.2021	Diff. Sp.2021 - Nov.-Dec. 2020	Sp.2021	Diff. Sp.2021 - Nov.-Dec. 2020	
EU27		35	14	26	-27	35	12	4
EU28-UK		35	14	26	-27	35	12	4
EURO AREA		37	15	26	-28	33	11	4
NON-EURO AREA		30	11	27	-22	38	10	5
BE		32	6	37	-23	31	17	0
BG		28	15	22	-33	37	15	13
CZ		25	10	41	-26	32	14	2
DK		45	17	15	-25	38	7	2
DE		41	15	21	-29	34	12	4
EE		40	6	26	-13	34	7	0
IE		43	4	34	-9	23	5	0
EL		23	-2	38	-18	37	18	2
ES		39	17	16	-38	40	18	5
FR		24	14	32	-35	36	17	8
HR		31	16	33	-21	34	4	2
IT		43	18	28	-18	26	0	3
CY		20	4	29	-29	48	24	3
LV		26	15	37	-31	33	13	4
LT		37	15	37	-17	26	2	0
LU		34	6	24	-23	39	14	3
HU		32	13	20	-11	43	-3	5
MT		38	-4	25	4	26	1	11
NL		42	14	21	-31	37	18	0
AT		48	19	19	-29	29	9	4
PL		25	10	25	-27	45	18	5
PT		32	13	30	-17	34	8	4
RO		33	9	30	-16	31	5	6
SI		25	6	40	-25	33	17	2
SK		27	15	36	-25	34	9	3
FI		38	14	32	-16	30	2	0
SE		43	16	23	-21	34	6	0

Spring 2021

Tables of results

**C2 Political interest index (%)**

		Strong		Medium		Low		Not at all	
		Sp.2021	Diff. Sp.2021 - Win.20/21	Sp.2021	Diff. Sp.2021 - Win.20/21	Sp.2021	Diff. Sp.2021 - Win.20/21	Sp.2021	Diff. Sp.2021 - Win.20/21
EU27		17	-2	47	0	18	0	18	2
EURO AREA		19	-1	44	0	19	0	18	1
NON-EURO AREA		14	-2	55	1	16	-1	15	2
BE		17	3	57	8	22	-7	4	-4
BG		23	1	48	-6	13	0	16	5
CZ		17	-6	54	2	19	-2	10	6
DK		18	-1	53	4	19	-4	10	1
DE		28	1	50	0	16	0	6	-1
EE		21	2	60	6	16	-7	3	-1
IE		26	4	54	1	18	-3	2	-2
EL		33	-7	50	4	9	0	8	3
ES		12	-3	36	5	15	-2	37	0
FR		10	0	33	-2	28	3	29	-1
HR		13	-1	56	1	14	-2	17	2
IT		18	-7	45	1	17	1	20	5
CY		18	3	43	-3	11	0	28	0
LV		14	1	55	-4	23	3	8	0
LT		19	5	62	8	15	-7	4	-6
LU		22	-1	47	-1	21	2	10	0
HU		14	1	58	-2	15	0	13	1
MT		7	-4	63	13	19	-1	11	-8
NL		23	3	45	-3	26	1	6	-1
AT		19	-4	51	-4	19	4	11	4
PL		12	-1	56	-1	13	-1	19	3
PT		6	-14	46	-11	11	-4	37	29
RO		13	1	49	-2	20	1	18	0
SI		9	-2	59	7	18	-10	14	5
SK		17	-3	56	-7	15	6	12	4
FI		13	-2	58	6	23	-2	6	-2
SE		15	-4	58	6	22	-1	5	-1